



ARKANSAS RAZORBACKS

1 National Championship » 6 Final Four Appearances » 10 Sweet 16 Appearances » 31 NCAA Tournament Bids

» 2016-17 SCHEDULE »

Overall: 21-7 | SEC: 10-5 | H: 14-3 | A: 5-4 | N: 2-0

NOVEMBER (4-1)

		W/L	SCORE
11	Fort Wayne	SEC Network +	W 92-83
14	Southern Illinois	SEC Network +	W 90-65
18	UT Arlington	SEC Network +	W 71-67
22	at Minnesota	ESPN3	L 85-71
28	Mount St. Mary's	SEC Network +	W 89-76

DECEMBER (7-1)

1	Stephen F. Austin	SEC Network	W 78-62
3	Austin Peay	SEC Network +	W 99-62
6	Houston	SEC Network	W 84-72
10	North Florida	SEC Network	W 91-76
17	Texas*	ESPNU	W 77-74
20	North Dakota St.	SEC Network	W 71-55
22	Sam Houston St.#		W 90-56
29	25Florida*	SEC Network	L 81-72

JANUARY (5-3)

3	at Tennessee*	SEC Network	W 82-78
7	at Kentucky*	ESPN	L 97-71
10	Mississippi State*	SEC Network	L 84-78
14	Missouri*	SEC Network	W 92-73
17	at Texas A&M*	SEC Network	W 62-60
21	LSU*	SEC Network	W 99-86
24	at Vanderbilt*	SEC Network	W 71-70
28	at Oklahoma St. %	ESPNU	L 99-71

FEBRUARY (5-2)

1	Alabama*	SEC Network	W 87-68
4	at Missouri*	SEC Network	L 83-78
7	Vanderbilt*	SEC Network	L 72-59
11	at LSU*	SEC Network	W 78-70
15	at South Carolina*	SEC Network	W 83-76
18	Ole Miss*	SEC Network	W 98-80
22	Texas A&M*	SEC Network	W 86-77
25	at Auburn*	SEC Network	7:30 p.m.

MARCH (0-0)

1	at 12Florida*	ESPN2	6 p.m.
4	Georgia*	ESPN2	1 p.m.
8-12	SEC Tournament	Nashville, Tenn.	

All times Central and subject to change
at Verizon Arena (North Little Rock, Ark.)
^ Lone Star Shootout (Houston, Texas)
% Big12/SEC Challenge
* SEC Game

» THE MATCHUP »

ARKANSAS RAZORBACKS (21-7, 10-5 SEC)

Head Coach: Mike Anderson (Tulsa '82)

Record at Arkansas: 123-71 (6th Season)

Overall Record: 323-169 (15th Season)



VS

AUBURN TIGERS (17-11, 6-9 SEC)

Head Coach: Bruce Pearl (Boston College '82)

Record at AU: 43-51 (3rd Season)

Overall D1 Record: 274-150 (13th Season)



» #FASTEST40 FACTS »

• A win Saturday at Auburn would give Arkansas 11 SEC wins for the sixth time in program history and just the second time in the last 19 years.

• Arkansas has won double-digit SEC games 11 times since joining the league in 1991-92, including four of the last five years.

• A victory Saturday would give Arkansas six SEC road wins, joining the 1994 championship team and the 2015 NCAA Tournament squad as the only teams to accomplish the feat.

• Daryl Macon's SEC Player of the Week is Arkansas' 11th weekly honor from the league office in the last four seasons.

• Arkansas has recorded eight victories over AP Top 25 teams during the Mike Anderson era, including at least one in five of his six years.

• Arkansas is the only SEC team to win five straight conference games in three of the last four years as it looks to accomplish the feat for the second time this season.

• The Razorbacks have scored 80-plus points in four of their last five wins, and are 14-0 this season when scoring at least 80 points.

• Arkansas is second in the league with 14 SEC road wins during the last three seasons, only trailing Kentucky with 19.

• Arkansas leads the SEC and is 25th in the country with seven games of 20-plus assists this season after recording 20 helpers against Ole Miss (Feb. 18).

» GAMEDAY INFORMATION »

DATE: Saturday, Feb. 25, 2017 | 7:30 p.m. CT

LOCATION: Auburn Arena (Auburn, Ala.)

TV: SEC Network | WatchESPN

TALENT: Richard Cross (PXP), Jarvis Hayes (Analyst)

RADIO: Razorback/IMG Sports Network

TALENT: Chuck Barrett (PXP), Matt Zimmerman (Analyst)

STATS: ArkansasRazorbacks.com | StatBroadcast

SERIES RECORD: Arkansas leads, 32-17

NEXT UP: at #12 Florida - Wednesday, March 4 at 6 p.m. CT

» THE ROAD TO SUCCESS... »

• The Razorbacks are 9-5 in their last 14 games away from Bud Walton Arena, including a 7-2 mark in the last nine SEC road contests.

• Arkansas has rallied from at least a 12-point deficit in all five of its SEC road wins this season.

• The last 17 Arkansas teams to win five-plus road games have advanced to the NCAA Tournament.

• Mike Anderson's 19 SEC road wins in the last five-plus seasons is five more than Arkansas had in the previous 10 years before he took over.

DARYL MACON »



PLAYER OF THE WEEK



» HOW THEY COMPARE » BY THE NUMBERS »

	81.1	.464	.377	36.3	14.7	4.8	7.5	74.5	.426	.335	+0.7	1.2
	≧	≧	≧	≧	≧	≧	≧	≧	≧	≧	≧	≧
	POINTS	FG%	3FG%	BOARDS	ASSISTS	BLOCKS	STEALS	SCORING DEFENSE	FG% DEFENSE	3FG% DEFENSE	REBOUND MARGIN	AST-TO RATIO
	80.5	.435	.360	36.5	13.0	5.0	7.7	79.4	.439	.350	-2.9	0.9

#FASTEST40



NUMERICAL ROSTER »

No.	Name	Pos.	Ht.	Wt.	Yr.	Hometown/High School/Last School
0	Jaylen Barford	G	6-3	202	Jr.	Jackson, Tenn. / Motlow State CC
1	Trey Thompson	F	6-9	265	Jr.	Madison, Ark. / Forrest City HS
2	Adrio Bailey	F	6-6	204	Fr.	Campti, La. / Lakeview HS
3	Dusty Hannahs	G	6-3	203	Sr.	Little Rock, Ark. / Pulaski Academy / Texas Tech
4	Daryl Macon	G	6-3	185	Jr.	Little Rock, Ark. / Parkview HS / Holmes CC
5	Arlando Cook	F	6-8	215	Jr.	St. Louis, Mo. / Madison Prep / Connors State College
11	RJ Glasper	G	5-10	168	Fr.	Forrest City, Ark. / Forrest City HS
12	Brachen Hazen	F	6-8	195	Fr.	Fort Wayne, Ind. / Columbia City HS
13	Dustin Thomas	F	6-8	225	R-Jr.	Texarkana, Texas / Pleasant Grove HS / Colorado
15	Jonathan Holmes	G	Fr.	5-10	190	Columbia, Ill./Columbia HS
21	Manuale Watkins	G	6-3	222	Sr.	Fayetteville, Ark./Fayetteville HS
23	C.J. Jones	G	6-5	175	Fr.	Birmingham, Ala. / Central Park Christian
31	Anton Beard	G	6-0	198	Jr.	N. Little Rock, Ark./North Little Rock HS
33	Moses Kingsley	F	6-10	230	Sr.	Abuja, Nigeria/Huntington Prep (W. Va.)

COACHING STAFF »

Title	Name	Experience	Alma Mater
Head Coach	Mike Anderson	6th Year	Tulsa, '82
Associate Head Coach	Melvin Watkins	6th Year	Charlotte, '77
Assistant Coach	TJ Cleveland	6th Year	Arkansas, '02
Assistant Coach	Scotty Thurman	1st Year	Philander-Smith, '03
Director of Operations	Matt Zimmerman	6th Year	Arkansas, '90
Director of S-A Development	Jeff Daniels	6th Year	Montevallo, '82
Video Coordinator	Will Bartlett	6th Year	Missouri, '09
Special Assistant to the HC	Lee Mayberry	3rd Year	Arkansas, '15
Graduate Assistant	Kikko Haydar	2nd Year	Arkansas, '14
Graduate Assistant	Riley Hall	2nd Year	Arkansas, '16
Athletic Trainer	Dave England	33rd Year	Arkansas, '80



Jaylen Barford
Jr. | G | 6-3 | 202



Trey Thompson
Jr. | F | 6-9 | 265



Adrio Bailey
Fr. | F | 6-6 | 204



Dusty Hannahs
R-Sr. | G | 6-3 | 210



Daryl Macon
Jr. | G | 6-3 | 185



Arlando Cook
Jr. | F | 6-8 | 215



RJ Glasper
Fr. | G | 5-10 | 168



Brachen Hazen
Fr. | F | 6-8 | 195



Dustin Thomas
R-Jr. | F | 6-8 | 225



Manuale Watkins
Sr. | G | 6-3 | 222



C.J. Jones
Fr. | G | 6-5 | 175



Anton Beard
Jr. | G | 6-0 | 198



Moses Kingsley
Sr. | F | 6-10 | 230



Mike Anderson
Head Coach - 6th Season

A-Z ROSTER »

No.	Name	Yr.
2	Bailey, Adrio	Fr.
0	Barford, Jaylen	Jr.
3	Beard, Anton	Jr.
5	Cook, Arlando	Jr.
11	Glasper, RJ	Fr.
3	Hannahs, Dusty	Sr.
12	Hazen, Brachen	Fr.
15	Jonathan Holmes	Fr.
23	Jones, C.J.	Fr.
33	Kingsley, Moses	Sr.
4	Macon, Daryl	Jr.
1	Thompson, Trey	Jr.
13	Thomas, Dustin	R-Jr.
21	Watkins, Manuale	Sr.

BY STATE »

Alabama (1)		
23	Jones, C.J.	Fr.
Arkansas (6)		
3	Beard, Anton	Jr.
11	Glasper, RJ	Fr.
4	Macon, Daryl	Jr.
3	Hannahs, Dusty	Sr.
1	Thompson, Trey	Jr.
21	Watkins, Manuale	Sr.
Illinois (1)		
15	Holmes, Jonathan	Fr.
Indiana (1)		
12	Hazen, Brachen	Fr.
International (1)		
33	Kingsley, Moses	Sr.
Louisiana (1)		
2	Bailey, Adrio	Fr.
Missouri (1)		
5	Cook, Arlando	Jr.
Tennessee (1)		
0	Barford, Jaylen	Jr.
Texas (1)		
13	Thomas, Dustin	R-Jr.

BY CLASS »

FRESHMEN (4)		
2	Bailey, Adrio	Fr.
11	Glasper, RJ	Fr.
12	Hazen, Brachen	Fr.
15	Holmes, Jonathan	Fr.
23	Jones, C.J.	Fr.
JUNIORS (6)		
0	Barford, Jaylen	Jr.
3	Beard, Anton	Jr.
5	Cook, Arlando	Jr.
4	Macon, Daryl	Jr.
1	Thompson, Trey	Jr.
13	Thomas, Dustin	R-Jr.
SENIORS (3)		
3	Hannahs, Dusty	Sr.
33	Kingsley, Moses	Sr.
21	Watkins, Manuale	Sr.

THE PRONUNCIATIONS »

Adrio Bailey: A-Dree-O
Brachen Hazen: Brack-en Haiz-en
Manuale Watkins: Man-YOU-L

MAKE 'EM PAY »

• Arkansas has scored double-digit points off turnovers in 27 of 28 games this season, including 20-plus points off miscues nine different times.

MAKIN' THE FREEBIES »

• The Razorbacks are third in the SEC and rank 31st in the country in free throw percentage at 75.7 percent, averaging 18.5 made free throws per game.

• Arkansas and Wofford are the only program in the country with two players in the top 35 in the nation in free throw percentage as Dusty Hannahs is 33rd at .879 and Daryl Macon is 34th at .877.

• Arkansas has two of the top four free throw shooters in the SEC. Hannahs is third in the conference and Macon is fourth.

• Macon (29) and Hannahs (26) each have streaks of 25-plus made free throws this season.

THE SPLASH ZONE EFFECT »

• Arkansas ranks second in the SEC in 3-point field goal percentage at .377.

• The Razorbacks have made at least one 3-pointer in 934 consecutive games dating back to Jan. 7, 1989 against Texas.

RUNS AND STREAKS »

• Arkansas has recorded runs of at least 10-0 on 23 different occasions this year, including a season-high 21-0 run against Austin Peay on Dec. 3. The Razorbacks have multiple 10-0 runs in seven games this year.

• The Razorbacks have held opponents scoreless for three-plus minutes 44 times this year, including at least once in 23 of 28 games this season. Arkansas held UT Arlington scoreless for a season-best 7:11 during the second half, going on a 15-0 run.

• Arkansas is +5 in scoring in the first half and +178 in the second half.

CLOSING IN ON HISTORY »

• Senior Dusty Hannahs is closing in on 1,000 career points at Arkansas, currently sitting 64 points shy with 936.

• He would be the fifth player in program history to reach 1,000 points in two seasons, joining Todd Day, Scotty Thurman, Martin Terry and Bobby Portis.

• He has 1,398 collegiate points at Arkansas and Texas Tech.

ICE IN HIS VEINS »

• In the final minute of games this season, Daryl Macon is 25-of-28 (.893) from the free throw line. No other Razorback has more than four attempts in the last minute.

BUILDING BLOCKS »

• Moses Kingsley is 10th in the country with 2.71 blocks per game this season and has recorded at least one block in 57 of his last 61 contests.

• Has multiple blocks in 20 games, and is T-16th in the country with four games of 5+ blocks. He is also T-6th with 15 games of 3+ blocks.

• Is currently the SEC's active leader with 239 career blocks.

ELITE COMPANY »

• With 333 points this season, Moses Kingsley has joined Razorback legend Oliver Miller as the only players in program history to reach 1,000 points, 600 rebounds and 200 blocks as a Razorback.

Player	Gms	Rbds	Blks	Pts
Oliver Miller	137	886	345	1,674
Moses Kingsley	128	708	239	1,100

Note - Miller will be recognized as an Allstate® SEC Legend at the 2017 SEC Tournament.

THE OTHER GUYS' RPI »

Opponent	W/L	RPI
Florida	L (H)	8
Kentucky	L (A)	10
Minnesota	L (A)	16
Oklahoma State	L (A)	28
South Carolina	W (A)	29
UT Arlington	W (H)	35
Vanderbilt	W (A); L (H)	47
Georgia	--	57
Houston	W (H)	59
Tennessee	W (A)	64
Ole Miss	W (H)	67
Alabama	W (H)	73
Auburn	--	79
Texas A&M	W (A); W (H)	94
North Dakota State	W (H)	100
Mississippi State	L (H)	137
Mount Saint Mary's	W (H)	147
Southern Illinois	W (H)	161
Texas	W (N)	162
Fort Wayne	W (H)	164
Sam Houston State	W (N)	167
LSU	W (H); W (A)	171
Stephen F. Austin	W (H)	209
North Florida	W (H)	238
Missouri	W (H); L (A)	245
Austin Peay	W (H)	271

THE RPI BREAKDOWN »

vs 1-50	3-5
vs 51-100	7-0
vs 101-200	7-1
vs 201+	4-1
Overall	21-7

• Arkansas checks in at No. 33 in the RPI after four straight wins. The SEC has five top 50 teams and 11 teams in the top 100.

RECORD BREAKDOWN

At Home (Bud Walton Arena)	14-3
On The Road	5-4
Neutral	1-0
Neutral (Verizon Arena)	1-0
White Uniforms	15-3
Cardinal Uniforms	6-3
Anthracite Uniforms	0-1

HALFTIME/LEADS/OVERTIME

Leading at the half, home	11-0
Leading at the half, road/neutral	2-0
Tied at the half, home	1-0
Tied at the half, road/neutral	1-0
Trailing at the half, home	2-3
Trailing at the half, road/neutral	4-4
Games decided by 5 points or fewer	5-1
Games decided by 10 points or fewer	9-3
Leading with 5:00 left	18-0
Leading with 2:00 left	19-0
Overtime games	0-0

OFFENSE

Scoring less than 70 points	1-1
Scoring 70-79 points	6-6
Scoring 80-89 points	6-0
Scoring 90-99 points	8-0
Scoring 100+ points	0-0
2 Players Or Less in Double Figures	2-1
3 Players in Double Figures	3-2
4 Players in Double Figures	8-4
5 Players in Double Figures	7-0
6 Players in Double Figures	1-0
7 Players in Double Figures	0-0
1 Player Scores 20 Points	4-2
2 Players Score 20 Points	1-0
When shooting 50 percent or higher	9-1
When shooting less than 50 percent	12-6

REBOUNDING/TURNOVERS

When outrebounding opponent	15-2
When outrebounded	6-4
When rebounds are even	0-1
When grabbing 10+ offensive reb	18-6
When forcing 15+ turnovers	9-2
When committing less than 15 turnovers	20-5
When committing 15+ turnovers	1-2

Top Scorers (Includes Ties)

Daryl Macon	9-2
Dusty Hannahs	8-2
Moses Kingsley	2-1
Jaylen Barford	3-2
Adrio Bailey	1-0
Anton Beard	1-0

Top Rebounders (Includes Ties)

Moses Kingsley	17-4
Dustin Thomas	3-3
Anton Beard	1-0
Jaylen Barford	1-0
Manuale Watkins	1-2
Adrio Bailey	1-0
Arlando Cook	1-0
Daryl Macon	1-0

Months

In November	4-1
In December	7-1
In January	5-3
In February	5-2

» QUICK FACTS »

ABOUT ARKANSAS

Location.....	Fayetteville, Ark.
Enrollment	27,194
Founded.....	1871
Colors	Cardinal (PMS 201) and White
Nickname.....	Razorbacks
Conference.....	Southeastern (SEC)
Arena (Capacity).....	Bud Walton Arena (19,200)

ADMINISTRATION

System President.....	Dr. Donald R. Bobbitt
Chancellor.....	Dr. Joseph E. Steinmetz
Vice Chancellor and Athletic Director	Jeff Long
Faculty Representative	Dr. Sharon Hunt

COMMUNICATIONS

Associate Communications Director.....	David Beall
Email	jdb048@uark.edu
Office Phone.....	479-575-3114
Cell Phone.....	479-445-5336
Twitter	@Beall_sid
Secondary Contact	Brent Hull
Email	bwh003@uark.edu
Office Fax.....	479-575-7481
Athletic Website	ArkansasRazorbacks.com
Bud Walton Arena Press Row.....	479-575-6622
Arkansas Ticket Office.....	479-575-5151

HISTORY

First Year	1923-24
Seasons.....	94th
Overall Conference Championships . 24 (2 SEC, 22 SWC)	
SEC Overall Championships	2 (1992, 1994)
SEC Division Championships ..	4 (1992, 1993, 1994, 1995)
SEC Tournament Championships	1 (2000)
NCAA Tournament Bids	31*
National Championships.....	1 (1994)
National Runner-Up.....	1 (1995)
NCAA Final Fours.....	6 (1941, 1945, 1978, 1990, 1994, 1995)
NCAA Elite Eight	6 (1978, 1979, 1990, 1994, 1995)
NCAA Sweet 16	10
NIT Record (App.)	5-4 (3)

* - Arkansas also received a bid in 1944 but was unable to participate due to a car accident. Total number of appearances is 30.

» THE LITTLE THINGS MATTER »

Player	Deflections	Charges	Steals	Dunks	Blocks
Adrio Bailey	40	3	10	5	7
Jaylen Barford	96	--	27	7	4
Anton Beard	96	5	27	--	--
Arlando Cook	61	--	10	--	10
Dusty Hannahs	47	2	13	--	2
Brachen Hazen	2	--	--	--	--
Jonathan Holmes	2	--	--	--	--
C.J. Jones	14	--	1	2	5
Moses Kingsley	170	4	20	11	76
Daryl Macon	96	3	31	4	2
Trey Thompson	93	--	19	6	22
Dustin Thomas	83	4	18	2	5
Manuale Watkins	93	1	35	--	1
Totals	893	22	211	37	132

» HONORS AND AWARDS »

Moses Kingsley

- Allstate NABC Good Works Team Nominee
- Preseason SEC Player of the Year (Media)
- Preseason first team All-SEC (Coaches)
- Wooden Award Watch List
- Naismith Trophy Watch List
- Kareem Abdul-Jabbar Award Watch List
- Lute Olson Award Watch List
- Ranked No. 6 big man in the country by NBC Sports
- Ranked No. 21 player in the nation by NBC Sports
- Ranked No. 18 player in the nation by CBS Sports

Dusty Hannahs

- Preseason second team All-SEC (Coaches)
- Jerry West Award Watch List
- Ranked No. 97 player in the nation by CBS Sports

Jaylen Barford

- One of 15 Impact JUCO Transfers by Jon Rothstein

Daryl Macon

- SEC Player of the Week (Feb. 20)
- One of 15 Impact JUCO Transfers by Jon Rothstein
- MVP of the Lone Star Shootout

Watch List Note

- Arkansas is one of 7 programs in the country to put players on watch lists for the Jerry West Award as the top shooting guard in the country and the Kareem Abdul-Jabbar Award as the nation's top center.

» PROHOGS BY THE NUMBERS »

#PR HOGS

37

» Arkansas has had 37 all-time NBA Draft selections from 35 different players in program history.

16

» The Razorbacks have 16 All-Star game appearances by Joe Johnson (7), Sidney Moncrief (5) and Alvin Robertson (4).

12

» Arkansas has 12 first round NBA Draft picks in program history with Sidney Moncrief going No. 5 overall in 1979.

#PROHOGS PRODUCTION »

Arkansas has had 29 former players go on to play in the NBA, including three this season as listed below.

Player	Team	Yrs	Draft Class
Joe Johnson	Jazz	16th	2001 - 10th (BOS)
Patrick Beverley	Rockets	5th	2009 - 42nd (LAL)
Bobby Portis	Bulls	2nd	2015 - 22nd (CHI)

MISCELLANEOUS STATISTICS »

Double-Figure Scoring Games

Player	12-13	13-14	14-15	15-16	16-17	Career
Dusty Hannahs	7	11	--	28	24	70
Moses Kingsley	--	2	2	30	21	55
Anton Beard	--	--	8	7	13	28
Daryl Macon	--	--	--	--	22	22
Jaylen Barford	--	--	--	--	20	20
Manuale Watkins	--	--	0	6	3	9
Dustin Thomas	--	1	3	--	3	7
Trey Thompson	--	--	0	2	--	2
C.J. Jones	--	--	--	--	2	2
Adrio Bailey	--	--	--	--	1	1

20-Point Scoring Games

Player	12-13	13-14	14-15	15-16	16-17	Career
Dusty Hannahs	1	1	--	13	4	19
Moses Kingsley	--	0	0	8	1	9
Jaylen Barford	--	--	--	--	3	3
Daryl Macon	--	--	--	--	3	3

30-Point Scoring Games

Player	12-13	13-14	14-15	15-16	16-17	Career
Dusty Hannahs	0	0	--	1	--	1
Daryl Macon	--	--	--	--	1	1

3 + Three-Pointers in a Game

Player	12-13	13-14	14-15	15-16	16-17	Career
Dusty Hannahs	6	4	--	18	9	37
Daryl Macon	--	--	--	--	10	10
Anton Beard	--	--	2	1	2	5
Manuale Watkins	--	--	--	--	1	1
Dustin Thomas	--	1	--	--	--	1
C.J. Jones	--	--	--	--	1	1
Jaylen Barford	--	--	--	--	1	1

5 + Three-Pointers in a Game

Player	12-13	13-14	14-15	15-16	16-17	Career
Dusty Hannahs	--	1	--	3	3	7
Daryl Macon	--	--	--	--	1	1

Double Figure Rebounding Games

Player	12-13	13-14	14-15	15-16	16-17	Career
Moses Kingsley	--	1	0	16	9	26

Double-Doubles

Player	12-13	13-14	14-15	15-16	16-17	Career
Moses Kingsley	--	1	0	16	6	23

5 + Assist Games

Player	12-13	13-14	14-15	15-16	16-17	Career
Daryl Macon	--	--	--	--	5	5
Manuale Watkins	--	0	1	1	1	3
Moses Kingsley	--	0	1	0	1	2
Anton Beard	--	--	--	--	2	2
Trey Thompson	--	--	0	1	1	2
Jaylen Barford	--	--	--	--	1	1

3 + Steals in a Game

Player	12-13	13-14	14-15	15-16	16-17	Career
Manuale Watkins	--	0	3	3	4	10
Anton Beard	--	--	4	1	1	6
Moses Kingsley	--	0	0	3	1	4
Jaylen Barford	--	--	--	--	3	3
Daryl Macon	--	--	--	--	2	2
Dustin Thomas	--	--	1	--	1	2
Dusty Hannahs	0	0	--	1	--	1
Trey Thompson	--	--	--	--	1	1

3 + Blocks in a Game

Player	12-13	13-14	14-15	15-16	16-17	Career
Moses Kingsley	--	7	5	13	15	40
Trey Thompson	--	--	0	2	1	3
C.J. Jones	--	--	--	--	1	1
Arlando Cook	--	--	--	--	1	1

THE AUBURN SERIES »

• Arkansas has won eight of the last nine meetings against the Tigers, including four straight in Auburn.

• Arkansas set its program record for points in an SEC game against Auburn, scoring 117 points in a 12-point victory over the Tigers on Jan. 15, 1994. The Razorbacks also set a school record that day for field goals made in an SEC game with 43.

SERIES INFORMATION

All-Time Series: Arkansas leads, 32-17

Since Arkansas Joined The SEC: Arkansas leads, 32-16

In Auburn: Auburn leads, 11-12

LAST 5 GAMES

Date	Rank	Opponent	Result	Location
2/17/16	--	Auburn	L, 90-86	Fayetteville
2/10/15	#24	at Auburn	W, 101-87	Auburn
1/25/14	--	Auburn	W, 86-67	Fayetteville
2/13/13	--	at Auburn	W, 83-75	Auburn
1/16/13	--	Auburn	W, 88-80 (20T)	Fayetteville

RECORD WATCH IN 2016-17 »

MOSES KINGSLEY »

• 8 made free throws shy of tying Darrell Walker for 10th all-time in school history with 333 career free throws made.

• Is 98 rebounds shy of tying Joe Kleine for 5th all-time in career rebounds after passing Andrew Lang last game at 690.

• Is 13 blocked shots shy of tying Andrew Lang for 3rd in school history with 252.

DUSTY HANNAHS »

• On pace to finish in the top-three in school history for career free throw percentage.

• 11 made 3-pointers shy of tying Brandon Dean for 10th all-time in school history for made 3-pointers.

• Is 64 points shy of becoming the 41st player in school history to reach 1,000 career points as a Razorback. He needs to average 16.0 points per game the rest of the season to accomplish the feat.

PERFECTION IN THE PALACE »

• Since Mike Anderson came back to Arkansas, the Razorbacks have the fourth-most home victories in the country with 94. Arkansas is one of five teams in the country with 90-plus wins and 15 or fewer losses at home over the last six seasons. The Razorbacks are 94-15 (.861) at BWA under Anderson.

• The Razorbacks are 55-1 (.982) against unranked non-conference opponents inside Bud Walton Arena under Anderson.

THE ART OF ORGANIZED CHAOS »

• During the Mike Anderson era over the last five-plus years, Arkansas is tied for sixth in the country and ranks second the nation among high major programs in forcing the opponent to 25-plus turnovers in a game. It's happened nine times and the Razorbacks are 9-0 in those contests. During the same span, Arkansas is 27-2 when forcing 20 turnovers in a game, including 1-0 this season.

CLOSE CALLS »

• The Razorbacks are 5-0 in their last five contests decided by one possession, the longest such streak since the 1994-95 season.

• Arkansas has won six straight games decided by four points or less, including four of those coming on the road.

» BY THE NUMBERS »

5

» Five current Razorbacks have received SEC All-Academic honors during their career.

13

» Arkansas has had 13 current and former players graduate since May 2014, averaging four graduates per academic year.

3.0

» Over the last calendar year, the Razorbacks have had a cumulative grade point average of 3.097.

PLAY HARD ACT RIGHT

• Senior Dusty Hannahs completed his undergrad in December and graduated from the Walton College of Business with a degree in Supply Chain Management.

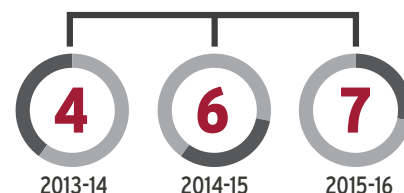
• Moses Kingsley and Manuale Watkins are slated to graduate on time this spring.

• Trey Thompson is set to graduate a year early this summer and start graduate school next fall during his senior year.

• Eleven of the 14 players had a 3.0 or higher GPA during the summer term.

17

SEC Academic Honor Roll Players over the last three seasons



» THE NATIONAL POLLS »

Associated Press Poll - (Feb. 20)

RK	TEAM	RECORD	POINTS
1	Gonzaga (59)	28-0	1,618
2	Villanova (5)	26-2	1,556
3	Kansas (1)	24-3	1,503
4	Arizona	25-3	1,356
5	UCLA	24-3	1,316
6	Oregon	24-4	1,297
7	Louisville	22-5	1,267
8	North Carolina	23-5	1,138
9	Baylor	22-5	1,108
10	Duke	22-5	1,014
11	Kentucky	22-5	943
12	West Virginia	21-6	908
13	Florida	22-5	822
14	Purdue	22-5	807
15	Cincinnati	24-3	733
16	Wisconsin	22-5	713
17	SMU	24-4	554
18	Virginia	18-8	427
19	Florida State	21-6	419
20	Saint Mary's	24-3	375
21	Notre Dame	21-7	322
22	Butler	21-6	295
23	Creighton	22-5	178
24	Maryland	22-5	159
25	Wichita State	25-4	153

Others receiving votes: VCU 39, Northwestern 25, Iowa State 22, **South Carolina 12**, USC 10, Dayton 9, Middle Tennessee 8, **Oklahoma State 7**, **Minnesota 5**, Monmouth 2, Miami 2, Virginia Tech 1, Vermont 1, Michigan 1

USA Today Coaches Poll (Feb. 20)

RK	TEAM	RECORD	POINTS
1	Gonzaga (29)	28-0	797
2	Villanova (3)	26-2	768
3	Kansas	24-3	738
4	Arizona	25-3	665
5	UCLA	24-3	654
6	Louisville	22-5	620
7	Oregon	24-4	618
8	North Carolina	23-5	566
9	Baylor	22-5	534
10	Kentucky	22-5	493
11	Duke	22-5	446
12	Florida	22-5	421
13	West Virginia	21-6	413
14	Purdue	22-5	392
15	Wisconsin	22-5	354
16	Cincinnati	24-3	331
17	Notre Dame	21-7	250
18	Saint Mary's	24-3	211
19	Virginia	18-8	196
20	Florida State	21-6	195
21	SMU	24-4	186
22	Butler	21-6	153
23	Creighton	22-5	111
24	Maryland	22-5	95
25	Wichita State	25-4	52

Others receiving votes: **South Carolina 37**, USC 26, Northwestern 19, Iowa State 15, Miami 11, Xavier 11, Middle Tennessee 10, Dayton 6, California 4, Kansas State 1, VCU 1

» WEEK-BY-WEEK RANKINGS »

WEEK	AP	COACHES	NCAA RPI
Preseason	NR	RV	--
Nov. 14	NR	RV	--
Nov. 21	NR	RV	--
Nov. 28	NR	RV	--
Dec. 5	NR	RV	19
Dec. 12	NR	RV	29
Dec. 19	NR	RV	26
Dec. 26	RV	RV	19
Jan. 2	NR	NR	41
Jan. 9	NR	NR	26
Jan. 16	NR	NR	41
Jan. 23	NR	NR	33
Jan. 30	NR	NR	29
Feb. 6	NR	NR	36
Feb. 13	NR	NR	43
Feb. 20	NR	NR	34
Feb. 27			
March 6			
March 13			
Final			

The Last time Arkansas was ranked in the AP...

Top 25:	No. 21	March 16, 2015
Top 15:	No. 15	Nov. 14, 2000
Top 10:	No. 6	1994-95 Final Poll
Top 5:	No. 5	March 7, 1995
No. 1:	No. 1	1994-95 Preseason Poll

DANIEL GAFFORD

El Dorado, Arkansas • El Dorado High School

ESPN.com	★★★★
247Sports.com	★★★★
Rivals.com	★★★★
Scout.com	★★★★
Future150.com	★★★★



- Ranked as the No. 1 player in the state of Arkansas and the No. 11 power forward in the 2017 class by 247Sports.com.

- Is a consensus top 50 player and as high as No. 30 in the class by Rivals.com.

- Averaging a double-double with 17.7 points, 17.1 rebounds and 8.2 blocks per game as a senior.

- Invited to the Nike Academy in Los Angeles in July.

- Participated in the Nike Elite 100 Camp and the Nike Peach Invite with Arkansas Team Portis Wings.

KHALIL GARLAND

Little Rock, Arkansas • Parkview High School

ESPN.com	★★★★
247Sports.com	★★★★
Rivals.com	★★★
Scout.com	★★★
Future150.com	★★★



- Ranked as the No. 2 player in the state of Arkansas, the No. 12 guard in the 2017 class and No. 54 overall by ESPN.

- Averaging 17.1 points, 5.0 rebounds, 3.1 assists and 2.4 steals a game during his senior season.

- Named the 2016 State Tournament MVP after leading the Patriots to the 2016 Arkansas 6A State Championship behind a 20-point performance in the title game.

- Earned All-State and All-Tournament honors during his junior campaign.

DARIOUSHALL

Little Rock, Arkansas • Mills Univ. Studies HS

ESPN.com	★★★★
247Sports.com	★★★
Rivals.com	★★★
Scout.com	★★★
Future150.com	★★★



- Ranked as the No. 4 player in the state of Arkansas and the No. 50 power forward in the 2017 class by 247Sports.com.

- Currently averaging 15.8 points, 8.9 rebounds per game as a senior.

- Is a two-time All-State and All-Conference selection at Mills University Studies High School.

- Played in the Nike EYBL Peach Jam for Team Penny.

- Participated in the Adidas Uprising Gauntlet, averaging 15.3 points and 7.0 rebounds per game.



» A LOOK AT THE **FUTURE** »

"These three individuals will come in and make the **STATE** of Arkansas **PROUD**." - Mike Anderson

The 2017 All-Arkansas early signees are a unanimous **TOP 25 CLASS** and as high as No. 14 in the country by ESPN.com

"It is **AWESOME** when we can have players in our state come in and **IMPACT** our program." - Mike Anderson

MIKE ANDERSON



CAREER NUMBERS

At Arkansas: 123-71 (6th Year)

2016-17	»	21-7
2015-16	»	16-16
2014-15	»	27-9 (NCAA, Third Round)
2013-14	»	22-12 (NIT, Second Round)
2012-13	»	19-13
2011-12	»	18-14

At Missouri: 111-57 (5 Years)

2010-11	»	23-11 (NCAA Second Round)
2009-10	»	23-11 (NCAA Second Round)
2008-09	»	31-7 (NCAA Elite Eight)
2007-08	»	16-16
2006-07	»	18-12

At Alabama-Birmingham (UAB): 89-41 (4 Years)

2005-06	»	24-7 (NCAA First Round)
2004-05	»	22-11 (NCAA Second Round)
2003-04	»	22-10 (NCAA Sweet 16, C-USA Co-Champs)
2002-03	»	21-13 (NIT Quarterfinals)

Overall Record **323-169 (15th Year)**

IT'S A NUMBERS GAME

Postseason Tournaments

1 2 3 4 5 6 7 8 9

20-Win Seasons

1 2 3 4 5 6 7 8 9

NCAA Tournaments

1 2 3 4 5 6 7

30-Win Seasons

1

Losing Seasons

0

PERSONAL INFO

Born: Dec. 12, 1959
Hometown: Birmingham, Ala.
Alma Mater: Tulsa (1982)
Wife: Marcheita
Children: Darcheita, Michael Jr., Yvonne
Date Named Head Coach at Arkansas: March 23, 2011

HEAD COACH
6TH SEASON AT ARKANSAS
15TH SEASON OVERALL

The Razorback Nation welcomed home one of its own on March 23, 2011, when Mike Anderson was named the 12th head men's basketball coach in Arkansas history. Charged with bringing back the winning tradition that was synonymous with the Razorback program throughout the '80s and '90s, Anderson enters his sixth season at Arkansas and 15th year as a head coach in 2016-17.

After losing 72 percent of scoring production heading into the 2015-16 season, Anderson continued his history of developing players as Arkansas finished third in the Southeastern Conference in scoring at 78.2 points per game and paced the league in three-point field goal percentage, turnover margin and assist/turnover ratio. Despite dropping eight games by four points or less, Arkansas never wavered and caught fire toward the end of the season to win four of its final five regular season games and finish eighth in the SEC. The Razorbacks became one of five teams to post a .500 or better record in conference play each of the last four years.

A longtime assistant and associate head coach at Arkansas, Anderson spent a combined nine years as a head coach at the University of Alabama-Birmingham and the University of Missouri before returning to the Razorbacks.

One of just 10 current Division I head coaches with 10-plus years of experience and no losing seasons, Anderson's 14 years at the helm of a program have resulted in a 302-162 record, nine 20-win campaigns, seven NCAA Tournament appearances, two Sweet Sixteen berths and a run to the 2009 Elite Eight.

During his first five seasons at Arkansas, Anderson produced a 102-64 record and was the first head coach in program history to win 18 or more games in each of his first four years. Anderson has also re-established Bud Walton Arena as one of the toughest places to play and brought excitement back to the tradition-rich program. In his first five years, Arkansas has won 80 games (80-12) in Bud Walton Arena, including an arena-record 17 during each of his first three years. The 2012-13 squad posted just the third unbeaten SEC home record (9-0) in program history and the first since 1998. The success on-and-off the court has translated into fan support as Arkansas returned to the top 25 in national attendance the first four years, including No. 11 in 2014-15.

CONSISTENCY

Head coach Mike Anderson is one of just 10 current Division I coaches with 10-plus years of head coaching experience and no losing seasons. Anderson and Thad Matta are the only coaches to accomplish the feat during stops at three different institutions.

Coach	Schools	Yrs
Roy Williams	Kansas/UNC	27
Tom Izzo	Michigan State	20
Mark Few	Gonzaga	16
Thad Matta	Butler/Xavier/Ohio State	15
Mike Anderson	UAB/Missouri/Arkansas	14
Jamie Dixon	Pittsburgh	12
Sean Miller	Xavier/Arizona	11
Andy Kennedy	Cincinnati/Ole Miss	10
Dave Rose	BYU	10
Ben Jacobson	Northern Iowa	10

» ARKANSAS GAME HIGHS »

POINTS	99	LSU (01/21/17)
	99	AUSTIN PEAY (12/03/16)
FIELD GOALS MADE	40	AUSTIN PEAY (12/03/16)
	35	FORT WAYNE (11/11/16)
FIELD GOAL ATTEMPTS	77	AUSTIN PEAY (12/03/16)
	67	MOUNT ST. MARY'S (11/28/16)
FIELD GOAL PERCENTAGE	.559 (33-59)	MISSOURI (01/14/17)
	.536 (30-56)	at South Carolina (2/15/17)
3 PT FIELD GOALS MADE	13	SOUTHERN ILLINOIS (11/14/16)
	12	OLE MISS (02/18/17)
3 PT FG ATTEMPTS	29	OLE MISS (02/18/17)
	26	at LSU (02/11/17)
3 PT FG PERCENTAGE	.565 (13-23)	SOUTHERN ILLINOIS (11/14/16)
	.500 (8-16)	LSU (01/21/17)
	.500 (7-14)	at South Carolina (2/15/17)
FREE THROWS MADE	29	vs Texas (12/17/16)
	27	vs Sam Houston State (12/22/16)
FREE THROW ATTEMPTS	40	vs Sam Houston State (12/22/16)
	35	LSU (01/21/17)
FREE THROW PERCENTAGE	.935 (29-31)	vs Texas (12/17/16)
	.909 (10-11)	AUSTIN PEAY (12/03/16)
REBOUNDS	49	vs Sam Houston State (12/22/16)
	47	AUSTIN PEAY (12/03/16)
ASSISTS	28	AUSTIN PEAY (12/03/16)
	23	SOUTHERN ILLINOIS (11/14/16)
STEALS	13	NORTH FLORIDA (12/10/16)
	12	STEPHEN F. AUSTIN (12/01/16)
BLOCKED SHOTS	11	AUSTIN PEAY (12/03/16)
	9	vs Sam Houston State (12/22/16)
	9	FORT WAYNE (11/11/16)
TURNOVERS	21	at Minnesota (11/22/16)
	17	at Missouri (02/04/17)
FOULS	31	at Kentucky (01/07/17)
	29	FORT WAYNE (11/11/16)

» ARKANSAS GAME LOWS »

POINTS	59	VANDERBILT (02/07/17)
	62	at Texas A&M (01/17/17)
FIELD GOALS MADE	21	UT ARLINGTON (11/18/16)
	21	at Texas A&M (01/17/17)
FIELD GOAL ATTEMPTS	51	at Missouri (02/04/17)
	52	at Texas A&M (01/17/17)
FIELD GOAL PERCENTAGE	.355 (22-62)	vs Texas (12/17/16)
	.381 (24-63)	VANDERBILT (02/07/17)
3 PT FIELD GOALS MADE	1	at Minnesota (11/22/16)
	3	STEPHEN F. AUSTIN (12/01/16)
3 PT FG ATTEMPTS	8	at Minnesota (11/22/16)
	11	at Tennessee (01/03/17)
3 PT FG PERCENTAGE	.125 (1-8)	at Minnesota (11/22/16)
	.231 (3-13)	STEPHEN F. AUSTIN (12/01/16)
FREE THROWS MADE	5	VANDERBILT (02/07/17)
	10	AUSTIN PEAY (12/03/16)
FREE THROW ATTEMPTS	8	VANDERBILT (02/07/17)
	11	AUSTIN PEAY (12/03/16)
FREE THROW PERCENTAGE	.619 (13-21)	at Texas A&M (01/17/17)
	.621 (18-29)	ALABAMA (02/01/17)
REBOUNDS	26	VANDERBILT (02/07/17)
ASSISTS	6	at Vanderbilt (01/24/17)
	7	at Oklahoma State (01/28/17)
STEALS	3	at Kentucky (01/07/17)
	3	LSU (01/21/17)
BLOCKED SHOTS	0	MISSISSIPPI STATE (01/10/17)
	1	MOUNT ST. MARY'S (11/28/16)
	1	STEPHEN F. AUSTIN (12/01/16)
	1	LSU (01/21/17)
	1	at Missouri (02/04/17)
TURNOVERS	6	VANDERBILT (02/07/17)
	7	MOUNT ST. MARY'S (11/28/16)
FOULS	13	TEXAS A&M (02/22/17)
	14	VANDERBILT (02/07/17)

» ARKANSAS INDIVIDUAL GAME HIGHS »

Points	30	Macon, Daryl vs Ole Miss (02/18/17)
	24	Hannahs, Dusty vs Vanderbilt (02/07/17)
	24	Kingsley, Moses vs LSU (01/21/17)
	23	Barford, Jaylen at South Carolina (2/15/17)
	23	Barford, Jaylen at Missouri (02/04/17)
	23	Macon, Daryl vs Texas (12/17/16)
	23	Hannahs, Dusty vs Fort Wayne (11/11/16)
Field Goals Made	10	Macon, Daryl vs Ole Miss (02/18/17)
	10	Hannahs, Dusty vs Vanderbilt (02/07/17)
	10	Kingsley, Moses vs LSU (01/21/17)
Field Goal Att.	19	Hannahs, Dusty vs Vanderbilt (02/07/17)
	18	Kingsley, Moses vs LSU (01/21/17)
FG Pct (min 5 made)	.875 (7-8)	Bailey, Adrio vs Austin Peay (12/03/16)
	.857 (6-7)	Thomas, Dustin vs Mount St. Mary's (11/28/16)
3-Point FG Made	6	Macon, Daryl vs Ole Miss (02/18/17)
	5	Hannahs, Dusty at LSU (02/11/17)
	5	Hannahs, Dusty vs Alabama (02/01/17)
	5	Hannahs, Dusty vs Southern Illinois (11/14/16)
3-Point FG Att.	10	Hannahs, Dusty at LSU (02/11/17)
	9	Macon, Daryl vs Ole Miss (02/18/17)
3-Pt FG Pct (min 2 made)	1.000 (3-3)	Watkins, Manuale at Texas A&M (01/17/17)
	1.000 (2-2)	Beard, Anton vs LSU (01/21/17)
	1.000 (2-2)	Jones, CJ vs Missouri (01/14/17)
	1.000 (2-2)	Barford, Jaylen at Tennessee (01/03/17)
	1.000 (2-2)	Jones, CJ vs Stephen F. Austin (12/01/16)
Free Throws Made	14	Macon, Daryl vs Texas (12/17/16)
	12	Macon, Daryl at Tennessee (01/03/17)
Free Throw Att.	14	Macon, Daryl vs Texas (12/17/16)
	13	Macon, Daryl at Tennessee (01/03/17)
FT Pct (min 5 made)	1.000 (14-14)	Macon, Daryl vs Texas (12/17/16)
	1.000 (8-8)	Kingsley, Moses vs Ole Miss (02/18/17)
	1.000 (7-7)	Macon, Daryl at Vanderbilt (01/24/17)
	1.000 (7-7)	Kingsley, Moses vs Southern Illinois (11/14/16)
	1.000 (6-6)	Macon, Daryl at South Carolina (2/15/17)
	1.000 (6-6)	Beard, Anton at LSU (02/11/17)
	1.000 (6-6)	Hannahs, Dusty vs LSU (01/21/17)
	1.000 (5-5)	Barford, Jaylen vs Ole Miss (02/18/17)
	1.000 (5-5)	Kingsley, Moses at Kentucky (01/07/17)
	1.000 (5-5)	Hannahs, Dusty vs North Florida (12/10/16)
	1.000 (5-5)	Macon, Daryl vs North Florida (12/10/16)
	1.000 (5-5)	Hannahs, Dusty vs Stephen F. Austin (12/01/16)
	1.000 (5-5)	Hannahs, Dusty at Minnesota (11/22/16)
Rebounds	14	Kingsley, Moses vs Florida (12/29/16)
	13	Kingsley, Moses vs Ole Miss (02/18/17)
	13	Kingsley, Moses vs Mount St. Mary's (11/28/16)
Assists	7	Beard, Anton vs LSU (01/21/17)
	6	Thompson, Trey vs Texas A&M (02/22/17)
	6	Barford, Jaylen vs Vanderbilt (02/07/17)
	6	Macon, Daryl vs Missouri (01/14/17)
	6	Beard, Anton vs Southern Illinois (11/14/16)
Steals	4	Beard, Anton vs Stephen F. Austin (12/01/16)
	4	Macon, Daryl vs Fort Wayne (11/11/16)
Blocked Shots	7	Kingsley, Moses vs Fort Wayne (11/11/16)
	5	Kingsley, Moses at LSU (02/11/17)
	5	Kingsley, Moses vs Texas (12/17/16)
	5	Kingsley, Moses vs Southern Illinois (11/14/16)
Turnovers	6	Barford, Jaylen at South Carolina (2/15/17)
	6	Barford, Jaylen vs UT Arlington (11/18/16)
Fouls	5	Thomas, Dustin at South Carolina (2/15/17)
	5	Beard, Anton at Missouri (02/04/17)
	5	Macon, Daryl at Missouri (02/04/17)
	5	Thomas, Dustin vs Alabama (02/01/17)
	5	Cook, Arlando vs LSU (01/21/17)
	5	Beard, Anton vs Missouri (01/14/17)
	5	Kingsley, Moses vs Mississippi State (01/10/17)
	5	Thomas, Dustin at Tennessee (01/03/17)
	5	Kingsley, Moses at Minnesota (11/22/16)
	5	Thomas, Dustin vs Fort Wayne (11/11/16)
Minutes	35	Hannahs, Dusty vs Vanderbilt (02/07/17)
	35	Barford, Jaylen vs LSU (01/21/17)
	34	Hannahs, Dusty at South Carolina (2/15/17)
	34	Kingsley, Moses vs Vanderbilt (02/07/17)
	34	Beard, Anton vs LSU (01/21/17)

» THE LAST TIME ARKANSAS »

POINTS »

- Scored 100+ : 12/01/2015 - 117 vs. Northwestern St.
- Scored 100+ in an SEC game: 2/10/2015 - 101 vs. Auburn
- Scored fewer than 50: 2/09/2016 - 46 at Mississippi State

OVERTIME GAMES »

- Played in an OT game: 1/30/2016 vs. Texas Tech, W, 75-68 (OT)
- Played in a 2OT game: 1/16/2013 vs. Auburn, W, 88-80 (2 OT)
- Played in a 3OT game: 2/09/1980 vs. Houston, L, 90-84 (3 OT)

VERSUS TOP-25 OPPONENTS »

- Beat an AP Top 25-ranked opponent: 02/15/2017 at No. 21 South Carolina, W, 83-76
- Beat an AP Top 10 team: 1/27/2016 vs. No. 5 Texas A&M, W, 74-71
- Beat an AP Top 5 team: 1/27/2016 vs. No. 5 Texas A&M, W, 74-71

VERSUS TOP-25 OPPONENTS ON THE ROAD »

- Beat an AP Top 25 team on road: 02/15/2017 at No. 21 South Carolina, W, 83-76
- Beat an AP Top 5 team on road: 2/09/1994 at No. 4 Kentucky, W, 90-82

DOUBLE-DOUBLES »

- Two players in same game: vs. Auburn (2/17/2016)
 - Moses Kingsley (20 pts, 10 rebs) and Jabril Durham (12 pts, 10 asts)

3-POINT SHOOTING »

- 10+ 3FGM in a game: 2/18/2017 - 12 vs. Ole Miss
- 15+ 3FGM in a game: 1/09/2016 - 16 vs. Mississippi State

AT THE CHARITY STRIPE »

- Attempted 30+ FT in a game: 1/21/2017 - 35 vs. LSU
- 20+ FTM in a game: 2/22/2017 - 22 vs. Texas A&M
- 25+ FTM in a game: 1/21/2017 - 25 (of 35) vs. LSU

» THE LAST TIME AN ARKANSAS PLAYER »

POINTS »

- Scored 30-39 points in a game: 02/18/2017 - 30 by Daryl Macon vs. Ole Miss
- Scored 40-49 points in a game: 01/11/1992 - 43 by Todd Day vs. LSU
- Scored 50+ points in a game: 11/13/2009 - 51 by Rotnei Clarke vs. Alcorn St.

DOUBLE-DOUBLES »

- Points/Rebounds: 2/22/2017 - 10 pts and 10 rebs by Moses Kingsley vs. Texas A&M
- Points/Assists: 2/17/2016 - 12 pts and 10 asts by Jabril Durham vs. Auburn

REBOUNDS »

- Had 15+ rebounds in a game: 03/07/2015 - 15 by Bobby Portis vs. LSU
- Had 20+ rebounds in a game: 11/21/1997 - 23 by Nick Davis vs. Jackson St.

THREE-POINT SHOOTING »

- 5+ 3FGM in a game: 2/18/2017 - 6 (9 att) by Daryl Macon vs. Ole Miss

AT THE CHARITY STRIPE »

- 10+ FTA in a game: 2/1/2017 - 12 by Moses Kingsley vs. Alabama
- 10+ FTM in a game: 2/1/2017 - 11 (12 att) by Moses Kingsley vs. Alabama

ASSISTS »

- 5+ assists in a game: 2/22/2017 - 6 by Trey Thompson vs. Texas A&M
- Consecutive 5+ assists games: 03/05/2016 vs. South Carolina (11) and 03/10/2016 (6) vs. Florida by Jabril Durham
- 10+ assists in a game: 03/05/2016 - 11 by Jabril Durham vs. South Carolina
- Consecutive 10+ assists games: 01/16/2010 vs. Alabama (10) and 01/21/2010 vs. Florida (11) by Courtney Fortson

BLOCKS »

- Had 3+ blocks in a game: 2/18/2017 - 4 by Moses Kingsley vs. Ole Miss
- Had 5+ blocks in a game: 2/11/2017 - 5 by Moses Kingsley at LSU

STEALS »

- Had 5+ steals in a game: 01/09/2016 - 6 by Jabril Durham vs. Mississippi State
- Had consecutive 5+ steal games: 01/01/2006 vs. Western Ill. (5) and 01/07/2006 vs. Miss. St. (5) by Ronnie Brewer

STARTING LINEUPS »

Date	Opponent	G	G	G	F	F	Outcome
Nov. 11	Fort Wayne	Barford	Macon	Hannahs	Thomas	Kingsley	W, 92-83
Nov. 14	Southern Illinois	Barford	Macon	Hannahs	Thomas	Kingsley	W, 90-65
Nov. 18	UT Arlington	Barford	Macon	Hannahs	Thomas	Kingsley	W, 71-67
Nov. 22	at Minnesota	Barford	Macon	Hannahs	Thomas	Kingsley	L, 85-71
Nov. 28	Mount Saint Mary's	Beard	Watkins	Hannahs	Thomas	Kingsley	W, 89-76
Dec. 1	Stephen F. Austin	Beard	Watkins	Hannahs	Thomas	Kingsley	W, 78-62
Dec. 3	Austin Peay	Barford	Macon	Watkins	Thomas	Kingsley	W, 99-62
Dec. 6	Houston	Barford	Macon	Watkins	Thomas	Kingsley	W, 84-72
Dec. 10	North Florida	Barford	Macon	Watkins	Thomas	Kingsley	W, 91-76
Dec. 17	Texas^	Barford	Macon	Watkins	Thomas	Kingsley	W, 77-74
Dec. 20	North Dakota State	Barford	Macon	Watkins	Thomas	Kingsley	W, 71-55
Dec. 22	Sam Houston State#	Hannahs	Macon	Watkins	Thomas	Kingsley	W, 90-56
Dec. 29	Florida*	Hannahs	Macon	Watkins	Thomas	Kingsley	L, 81-72
Jan. 3	at Tennessee*	Hannahs	Macon	Watkins	Cook	Kingsley	W, 82-78
Jan. 7	at Kentucky*	Hannahs	Macon	Watkins	Cook	Kingsley	L, 97-71
Jan. 10	Mississippi State*	Barford	Macon	Watkins	Cook	Kingsley	L, 84-78
Jan. 14	Missouri*	Barford	Macon	Beard	Thomas	Kingsley	W, 92-73
Jan. 17	at Texas A&M*	Barford	Macon	Beard	Thomas	Kingsley	W, 62-60
Jan. 21	LSU*	Barford	Macon	Beard	Cook	Kingsley	W, 99-86
Jan. 24	at Vanderbilt*	Barford	Macon	Beard	Cook	Kingsley	W, 71-70
Jan. 28	at Oklahoma State%	Barford	Macon	Beard	Cook	Kingsley	L, 99-71
Feb. 1	Alabama*	Barford	Macon	Beard	Cook	Kingsley	W, 87-68
Feb. 4	at Missouri*	Barford	Macon	Beard	Thomas	Kingsley	L, 83-78
Feb. 7	Vanderbilt*	Barford	Hannahs	Beard	Thomas	Kingsley	L, 72-59
Feb. 11	at LSU*	Barford	Hannahs	Beard	Bailey	Kingsley	W, 78-70
Feb. 15	at South Carolina*	Barford	Hannahs	Watkins	Bailey	Kingsley	W, 83-76
Feb. 18	Ole Miss*	Barford	Hannahs	Watkins	Thomas	Kingsley	W, 98-80
Feb. 22	Texas A&M*	Barford	Hannahs	Watkins	Thomas	Kingsley	W, 86-77
Feb. 25	at Auburn*	--	--	--	--	--	--
March 1	at Florida*	--	--	--	--	--	--
March 4	Georgia*	--	--	--	--	--	--

at Verizon Arena (North Little Rock, Ark.)

^ Lone Star Shootout (Houston, Texas)

% Big12/SEC Challenge

* SEC Game

LEADS & DEFICITS »

Date	Opponent	Largest Lead	Largest Deficit	Time Led	Time Trailed	Time Tied	Outcome
Nov. 11	Fort Wayne	15 (2nd - 2:42)	6 (1st - 8:06)	31:22	7:16	0:52	W, 92-83
Nov. 14	Southern Illinois	36 (2nd - 16:41)	3 (1st - 18:50)	37:39	0:55	1:26	W, 90-65
Nov. 18	UT Arlington	7 (2nd - 10:36)	17 (1st - 12:37)	11:37	26:34	1:49	W, 71-67
Nov. 22	at Minnesota	6 (1st - 12:50)	22 (2nd - 5:32)	6:33	30:16	3:11	L, 85-71
Nov. 28	Mount Saint Mary's	21 (2nd - 6:41)	4 (1st - 18:27)	35:10	3:05	1:45	W, 89-76
Dec. 1	Stephen F. Austin	23 (2nd - 3:15)	2 (1st - 19:22)	36:33	0:28	2:59	W, 78-62
Dec. 3	Austin Peay	41 (2nd - 8:38)	2 (1st - 19:30)	36:58	0:35	2:27	W, 99-62
Dec. 6	Houston	14 (1st - 10:25)	3 (1st - 18:40)	32:27	6:27	1:06	W, 84-72
Dec. 10	North Florida	16 (2nd - 1:12)	3 (2nd - 13:44)	29:39	6:15	4:06	W, 91-76
Dec. 17	Texas^	9 (2nd - 11:58)	7 (1st - 12:35)	2:05	22:22	15:20	W, 77-74
Dec. 20	North Dakota State	20 (2nd - 4:11)	1 (1st - 16:53)	38:22	0:40	0:57	W, 71-55
Dec. 22	Sam Houston State#	37 (2nd - 2:49)	None	38:53	None	1:07	W, 90-56
Dec. 29	Florida*	3 (1st - 14:09)	16 (2nd - 3:12)	2:32	34:13	3:15	L, 81-72
Jan. 3	at Tennessee*	7 (2nd - 16:43)	13 (1st - 4:06)	22:34	15:00	2:17	W, 82-78
Jan. 7	at Kentucky*	4 (1st - 8:04)	26 (2nd - 0:21)	3:21	36:20	0:19	L, 97-71
Jan. 10	Mississippi State*	7 (1st - 9:40)	10 (2nd - 0:40)	8:16	28:11	3:33	L, 84-78
Jan. 14	Missouri*	22 (2nd - 17:00)	None	37:32	None	1:48	W, 92-73
Jan. 17	at Texas A&M*	5 (2nd - 1:21)	12 (2nd - 12:51)	5:29	31:07	3:24	W, 62-60
Jan. 21	LSU*	17 (2nd - 5:35)	None	38:59	None	1:01	W, 99-86
Jan. 24	at Vanderbilt*	4 (2nd - 17:37)	15 (2nd - 6:02)	4:12	31:50	3:32	W, 71-70
Jan. 28	at Oklahoma State%	None	30 (2nd - 17:39)	None	39:43	0:17	L, 99-71
Feb. 1	Alabama*	27 (2nd - 4:01)	4 (1st - 15:46)	33:26	5:54	0:40	W, 87-68
Feb. 4	at Missouri*	3 (1st - 19:56)	15 (1st - 5:58)	2:04	36:52	1:04	L, 83-78
Feb. 7	Vanderbilt*	None	24 (1st - 3:18)	None	39:35	0:25	L, 72-59
Feb. 11	at LSU*	12 (2nd - 3:45)	14 (1st - 4:13)	15:47	20:25	3:47	W, 78-70
Feb. 15	at South Carolina*	12 (2nd - 18:52)	14 (1st - 14:18)	29:04	9:42	1:14	W, 83-76
Feb. 18	Ole Miss*	24 (2nd - 11:17)	3 (1st - 15:59)	36:00	1:38	2:22	W, 98-80
Feb. 22	Texas A&M*	10 (2nd - 12:05)	2 (1st - 15:25)	35:54	0:43	3:23	W, 86-77
Feb. 25	at Auburn*	--	--	--	--	--	--
March 1	at Florida*	--	--	--	--	--	--
March 4	Georgia*	--	--	--	--	--	--

^ Lone Star Shootout (Houston, Texas) | # at Verizon Arena (North Little Rock, Ark.) | % Big12/SEC Challenge | * SEC Game

HUSTLE & EFFORT »

Date	Opponent	Deflections	Charges	Steals	Dunks	Blocks
Nov. 11	Fort Wayne	39	1	9	0	9
Nov. 14	Southern Illinois	36	1	7	2	7
Nov. 18	UT Arlington	38	1	11	3	6
Nov. 22	at Minnesota	25	1	8	0	4
Nov. 28	Mount Saint Mary's	26	1	8	1	1
Dec. 1	Stephen F. Austin	37	1	12	1	1
Dec. 3	Austin Peay	48	1	9	5	11
Dec. 6	Houston	26	2	5	0	5
Dec. 10	North Florida	40	1	13	1	4
Dec. 17	Texas^	37	1	6	0	8
Dec. 20	North Dakota State	37	2	6	0	4
Dec. 22	Sam Houston State#	44	0	9	2	9
Dec. 29	Florida*	31	2	4	1	6
Jan. 3	at Tennessee*	24	1	5	1	5
Jan. 7	at Kentucky*	27	0	3	2	3
Jan. 10	Mississippi State*	34	0	9	1	0
Jan. 14	Missouri*	28	1	5	1	5
Jan. 17	at Texas A&M*	35	0	8	0	6
Jan. 21	LSU*	25	0	3	2	1
Jan. 24	at Vanderbilt*	26	0	6	0	3
Jan. 28	at Oklahoma State%	23	0	4	2	4
Feb. 1	Alabama*	27	0	11	3	4
Feb. 4	at Missouri*	16	0	6	1	1
Feb. 7	Vanderbilt*	27	0	11	1	5
Feb. 11	at LSU*	33	2	10	1	7
Feb. 15	at South Carolina*	23	1	6	0	6
Feb. 18	Ole Miss*	40	2	6	4	7
Feb. 22	Texas A&M*	41	0	11	2	2
Feb. 25	at Auburn*	--	--	--	--	--
March 1	at Florida*	--	--	--	--	--
March 4	Georgia*	--	--	--	--	--
TOTALS		893	22	211	37	134

^ Lone Star Shootout (Houston, Texas) | # at Verizon Arena (North Little Rock, Ark.) | % Big12/SEC Challenge | * SEC Game

» GAME-BY-GAME LEADERS »

Date	Opponent	Points	Rebounds	Assists	Steals	Blocks
Nov. 11	Fort Wayne	Hannahs (23)	Kingsley (9)	Macon (5)	Macon (4)	Kingsley (7)
Nov. 14	Southern Illinois	Hannahs (19)	Kingsley (7)	Beard (6)	Seven Players (1)	Kingsley (5)
Nov. 18	UT Arlington	Barford (17)	Three Players (6)	Four Players (2)	Barford (3)	Kingsley (4)
Nov. 22	at Minnesota	Hannahs (20)	Kingsley (10)	Three Players (3)	Watkins (3)	Kingsley (3)
Nov. 28	Mount Saint Mary's	Macon (15)	Kingsley (13)	Two Players (4)	Two Players (2)	Kingsley (1)
Dec. 1	Stephen F. Austin	Hannahs (15)	Watkins (7)	Macon (5)	Beard (4)	Jones (1)
Dec. 3	Austin Peay	Bailey (14)	Two Players (7)	Kingsley (5)	Two Players (2)	Two Players (3)
Dec. 6	Houston	Two Players (17)	Kingsley (9)	Watkins (4)	Beard (2)	Two Players (2)
Dec. 10	North Florida	Hannahs (17)	Kingsley (10)	Two Players (4)	Two Players (3)	Barford (2)
Dec. 17	Texas^	Macon (23)	Kingsley (10)	Two Players (2)	Hannahs (2)	Kingsley (5)
Dec. 20	North Dakota State	Macon (15)	Kingsley (8)	Macon (5)	Watkins (3)	Thompson (2)
Dec. 22	Sam Houston State#	Two Players (17)	Two Players (7)	Thompson (3)	Three Players (2)	Two Players (3)
Dec. 29	Florida*	Macon (22)	Kingsley (14)	Four Players (2)	Beard (2)	Kingsley (4)
Jan. 3	at Tennessee*	Beard (16)	Kingsley (10)	Kingsley (3)	Two Players (2)	Kingsley (3)
Jan. 7	at Kentucky*	Macon (15)	Two Players (7)	Three Players (2)	Three Players (1)	Thompson (2)
Jan. 10	Mississippi State*	Kingsley (19)	Thomas (7)	Thompson (3)	Three Players (3)	None
Jan. 14	Missouri*	Macon (17)	Kingsley (8)	Macon (6)	Macon (2)	Kingsley (3)
Jan. 17	at Texas A&M*	Macon (16)	Cook (7)	Five Players (2)	Watkins (3)	Two Players (2)
Jan. 21	LSU*	Kingsley (24)	Two Players (7)	Beard (7)	Three Players (1)	Kingsley (1)
Jan. 24	at Vanderbilt*	Hannahs (17)	Kingsley (11)	Hannahs (2)	Beard (2)	Kingsley (2)
Jan. 28	at Oklahoma State%	Barford (21)	Thomas (5)	Barford (2)	Thomas (2)	Kingsley (4)
Feb. 1	Alabama*	Hannahs (19)	Kingsley (6)	Two Players (4)	Watkins (3)	Kingsley (2)
Feb. 4	at Missouri*	Barford (23)	Two Players (6)	Macon (3)	Two Players (2)	Kingsley (1)
Feb. 7	Vanderbilt*	Hannahs (24)	Kingsley (6)	Barford (6)	Two Players (3)	Kingsley (3)
Feb. 11	at LSU*	Two Players (17)	Thomas (9)	Two Players (2)	Thomas (3)	Kingsley (5)
Feb. 15	at South Carolina*	Barford (23)	Kingsley (7)	Two Players (3)	Two players (2)	Kingsley (4)
Feb. 18	Ole Miss*	Macon (30)	Kingsley (13)	Watkins (5)	Thompson (3)	Kingsley (4)
Feb. 22	Texas A&M*	Barford (16)	Kingsley (10)	Thompson (6)	Three Players (2)	Kingsley (2)
Feb. 25	at Auburn*	--	--	--	--	--
March 1	at Florida*	--	--	--	--	--
March 4	Georgia*	--	--	--	--	--

^ Lone Star Shootout (Houston, Texas) | # at Verizon Arena (North Little Rock, Ark.) | % Big12/SEC Challenge | * SEC Game

» MISCELLANEOUS TEAM STATS »

Date	Opponent	W/L	Points In Paint			Pts Off Turnovers			2nd Chance Pts			Fast Break Pts			
			Ark	Opp.	Diff.	Ark	Opp.	Diff.	Ark	Opp.	Diff.	Ark	Opp.	Diff.	
Nov. 11	Fort Wayne	W	52	22	+30	16	12	+4	9	21	-12	24	0	+24	
Nov. 14	Southern Illinois	W	30	28	+2	21	17	+4	11	10	+1	17	2	+15	
Nov. 18	UT Arlington	W	24	20	+4	28	20	+8	9	18	-9	10	8	+2	
Nov. 22	at Minnesota	L	46	38	+8	11	26	-15	11	13	-2	6	4	+2	
Nov. 28	Mount Saint Mary's	W	48	34	+14	18	10	+8	13	6	+7	21	9	+12	
Dec. 1	Stephen F. Austin	W	36	28	+8	29	24	+5	12	9	+3	20	4	+16	
Dec. 3	Austin Peay	W	52	40	+12	25	8	+17	26	10	+16	28	7	+21	
Dec. 6	Houston	W	38	38	0	15	19	-4	13	9	+4	12	12	0	
Dec. 10	North Florida	W	38	20	+18	21	12	+9	22	6	+16	10	2	+8	
Dec. 17	Texas^	W	32	32	0	12	8	+4	11	18	-7	13	11	+2	
Dec. 20	North Dakota State	W	24	18	+6	15	19	-4	16	5	+11	5	2	+3	
Dec. 22	Sam Houston State#	W	32	32	0	17	13	+4	9	3	+6	8	10	-2	
Dec. 29	Florida*	L	34	34	0	19	16	+3	12	18	-6	7	10	-3	
Jan. 3	at Tennessee*	W	36	32	+4	12	7	+5	5	14	-9	12	6	+6	
Jan. 7	at Kentucky*	L	32	46	-14	11	16	-5	13	21	-8	4	24	-20	
Jan. 10	Mississippi State*	L	30	26	+4	15	6	+9	14	14	0	4	6	-2	
Jan. 14	Missouri*	W	38	22	+16	25	14	+11	15	9	+6	21	6	+15	
Jan. 17	at Texas A&M*	W	24	24	0	16	13	+3	11	7	+4	2	6	-4	
Jan. 21	LSU*	W	38	38	0	11	19	-8	14	10	+4	10	10	0	
Jan. 24	at Vanderbilt*	W	32	18	+14	16	10	+6	15	4	+11	10	5	+5	
Jan. 28	at Oklahoma State%	L	32	40	-8	5	23	-18	18	14	+4	6	18	-12	
Feb. 1	Alabama*	W	32	26	+6	28	7	+21	10	8	+2	19	9	+10	
Feb. 4	at Missouri*	L	28	18	+10	15	19	-4	12	9	+3	8	0	+8	
Feb. 7	Vanderbilt*	L	28	22	+6	16	7	+9	13	15	-2	12	3	+9	
Feb. 11	at LSU*	W	20	40	-20	25	20	+5	5	21	-16	2	8	-6	
Feb. 15	at South Carolina*	W	34	44	-10	13	16	-3	8	13	-5	6	13	-7	
Feb. 18	Ole Miss*	W	30	30	0	16	11	+5	8	23	-15	16	11	+5	
Feb. 22	Texas A&M*	W	44	46	-2	21	13	+8	18	18	0	8	4	+4	
Feb. 25	at Auburn*	--	--	--	--	--	--	--	--	--	--	--	--	--	
March 1	at Florida*	--	--	--	--	--	--	--	--	--	--	--	--	--	
March 4	Georgia*	--	--	--	--	--	--	--	--	--	--	--	--	--	
TOTALS			21-7	964	856	+108	492	405	+87	353	346	+7	321	210	+111

^ Lone Star Shootout (Houston, Texas) | # at Verizon Arena (North Little Rock, Ark.) | % Big12/SEC Challenge | * SEC Game

at guard... a six-three junior... from Jackson, Tennessee... number zero...

JAYLEN BARFORD



» @JBarford1 NEWS & NOTES »

- Is averaging 15.5 points per game during the four game winning streak.
- Scored 10+ points in the first half in five of the last seven SEC road contests. Two of the five were off the bench.
- Scored a career-high 23 points at South Carolina Feb. 15, including 17 in the first half.
- Has scored 20-plus points in three of the last eight games.
- Has had four or more assists in three of the last seven games.
- Had a career-high six assists against Vanderbilt on Feb. 7.
- Has scored in double-figures 20 times and recorded multiple assists in 17 of 28 games this season.
- Junior college transfer from Motlow State Community College.
- Ranked at the No. 1 junior college transfer in the 2016 class.
- Named one of 15 Impact JUCO Transfers by Jon Rothstein.
- Led the nation last year in scoring at 26.2 points per game and paced the country in field goals made (310-527) and total point (837).
- Scored 20+ points 31 times in JUCO, 30+ 12 times.
- Was named First Team All-American and TCCAA Player of the Year last season.

» GAME-BY-GAME STATS »

Opponent	Date	gs	min	Total		3-Pointers		Free throws		Rebounds				pf	a	t/o	blk	stl	pts	avg	
				fg-fga	pct	3fg-fga	pct	ft-fa	pct	off	def	tot	avg								
FORT WAYNE	11/11/16	*	27	4-9	.444	1-1	1.000	1-2	.500	1	4	5	5.0	3	4	2	0	1	10	10.0	
SOUTHERN ILLINOIS	11/14/16	*	22	4-7	.571	1-2	.500	0-2	.000	0	2	2	3.5	2	2	2	0	0	9	9.5	
UT ARLINGTON	11/18/16	*	31	6-12	.500	1-2	.500	4-6	.667	3	3	6	4.3	1	2	6	0	3	17	12.0	
at Minnesota	11/22/16	*	25	5-9	.556	0-1	.000	2-2	1.000	1	1	2	3.8	3	2	2	0	1	12	12.0	
MOUNT ST. MARY'S	11/28/16	23	5-8	.625	2-4	.500	1-1	1.000	0	1	1	3.2	2	1	0	0	2	13	12.2		
STEPHEN F. AUSTIN	12/01/16	20	2-6	.333	0-3	.000	4-5	.800	1	2	3	3.2	2	1	3	0	1	8	11.5		
AUSTIN PEAY	12/03/16	*	21	5-10	.500	1-3	.333	1-1	1.000	0	6	6	3.6	2	4	0	1	2	12	11.6	
HOUSTON	12/06/16	*	15	1-5	.200	0-1	.000	0-0	.000	0	1	1	3.3	1	1	2	0	0	2	10.4	
NORTH FLORIDA	12/10/16	*	25	6-16	.375	1-5	.200	1-4	.250	2	2	4	3.3	1	3	1	2	3	14	10.8	
vs Texas	12/17/16	*	26	4-10	.400	0-3	.000	3-3	1.000	0	3	3	3.3	4	3	2	1	1	11	10.8	
NORTH DAKOTA STATE	12/20/16	*	22	2-7	.286	0-2	.000	0-0	.000	1	2	3	3.3	2	2	3	0	0	4	10.2	
vs Sam Houston State	12/22/16	17	3-9	.333	1-3	.333	4-5	.800	0	3	3	3.3	2	1	0	0	1	11	10.3		
FLORIDA	12/29/16	17	1-8	.125	0-2	.000	0-0	.000	2	1	3	3.2	2	2	1	0	0	2	9.6		
at Tennessee	01/03/17	24	5-8	.625	2-2	1.000	2-2	1.000	1	3	4	3.3	4	2	0	0	0	14	9.9		
at Kentucky	01/07/17	17	6-9	.667	0-1	.000	2-3	.667	3	1	4	3.3	4	0	5	0	0	14	10.2		
MISSISSIPPI STATE	01/10/17	*	23	4-8	.500	0-3	.000	2-3	.667	2	3	5	3.4	3	1	1	0	1	10	10.2	
MISSOURI	01/14/17	*	20	6-8	.750	0-2	.000	1-1	1.000	0	6	6	3.6	4	2	0	0	1	13	10.4	
at Texas A&M	01/17/17	*	23	2-9	.222	0-2	.000	0-2	.000	0	3	3	3.6	3	2	1	0	0	4	10.0	
LSU	01/21/17	*	35	5-12	.417	0-2	.000	4-7	.571	0	4	4	3.6	1	3	1	0	0	14	10.2	
at Vanderbilt	01/24/17	*	32	6-13	.462	3-4	.750	0-0	.000	3	1	4	3.6	1	1	1	0	1	15	10.5	
at Oklahoma State	01/28/17	*	28	8-13	.615	2-3	.667	3-4	.750	1	2	3	3.6	3	2	2	0	0	21	11.0	
ALABAMA	02/01/17	*	27	6-12	.500	0-3	.000	1-3	.333	2	3	5	3.6	0	4	1	0	1	13	11.0	
at Missouri	02/04/17	*	29	8-16	.500	0-3	.000	7-8	.875	1	1	2	3.6	2	0	5	0	2	23	11.6	
VANDERBILT	02/07/17	*	22	2-7	.286	1-2	.500	0-0	.000	0	3	3	3.5	2	6	2	0	3	5	11.3	
at LSU	02/11/17	*	30	2-9	.222	1-6	.167	3-4	.750	0	6	6	3.6	3	4	1	0	1	8	11.2	
at South Carolina	2/15/17	*	32	9-17	.529	2-4	.500	3-3	1.000	2	3	5	3.7	4	1	6	0	0	23	11.6	
OLE MISS	02/18/17	*	23	4-10	.400	2-4	.500	5-5	1.000	0	2	2	3.6	3	1	3	0	0	15	11.7	
TEXAS A&M	02/22/17	*	24	6-11	.545	0-3	.000	4-4	1.000	0	2	2	3.6	0	0	1	0	2	16	11.9	
Totals			22	680	127-278	.457	21-76	.276	58-80	.725	26	74	100	3.6	64	57	54	4	27	333	11.9

Games played: 28
Minutes/game: 24.3
Points/game: 11.9
FG Pct: 45.7
3FG Pct: 27.6
FT Pct: 72.5

Rebounds/game: 3.6
Assists/game: 2.0
Turnovers/game: 1.9
Assist/turnover ratio: 1.1
Steals/game: 1.0
Blocks/game: 0.1

» SEASON/CAREER HIGHS »

POINTS

Season: 23 (2x) last at South Carolina (2/15/17)
Career: 23 (2x) last at South Carolina (2/15/17)

FIELD GOALS

Season: 9 at South Carolina (2/15/17)
Career: 9 at South Carolina (2/15/17)

FIELD GOALS ATTEMPTED

Season: 17 at South Carolina (2/15/17)
Career: 17 at South Carolina (2/15/17)

3-POINT FIELD GOALS

Season: 3 at Vanderbilt (1/24/17)
Career: 3 at Vanderbilt (1/24/17)

3-POINT FG ATTEMPTS

Season: 5 vs. North Florida (12/10/16)
Career: 5 vs. North Florida (12/10/16)

FREE THROWS MADE

Season: 7 at Missouri (2/4/17)
Career: 7 at Missouri (2/4/17)

FREE THROWS ATTEMPTS

Season: 8 at Missouri (2/4/17)
Career: 8 at Missouri (2/4/17)

REBOUNDS

Season: 6 (4x) last at LSU (2/11/17)
Career: 6 (4x) last at LSU (2/11/17)

ASSISTS

Season: 6 vs. Vanderbilt (2/7/17)
Career: 6 vs. Vanderbilt (2/7/17)

STEALS

Season: 3 (3x) last vs. Vanderbilt (2/7/17)
Career: 3 (3x) last vs. Vanderbilt (2/7/17)

BLOCKS

Season: 2 vs. North Florida (12/10/16)
Career: 2 vs. North Florida (12/10/16)

MINUTES

Season: 35 vs. LSU (1/21/17)
Career: 35 vs. LSU (1/21/17)

» CAREER STATISTICS AT ARKANSAS »

			Total		3-Point		F-Throws		Rebounds											Scoring	
Season	gp-gs	min/avg	fg-fga	pct	fg-fga	pct	ft-fa	pct	off	def	tot	avg	pf	fo	ast	to	blk	stl	pts	avg	
2016-17	28-22	680/24.3	127-278	.457	21-76	.276	58-80	.725	26	74	100	3.6	64	0	57	54	4	27	333	11.9	
TOTAL	28-22	680/24.3	127-278	.457	21-76	.276	58-80	.725	26	74	100	3.6	64	0	57	54	4	27	333	11.9	

at forward... a six-nine junior... from Madison, Arkansas... number one...

TREY THOMPSON



» @T_Top24 NEWS & NOTES »

- Set a new career high with six assists in the win over Texas A&M on Feb. 22.
- Leads the team with 31 assists in SEC play.
- Had one of his best all-around games of the season against Ole Miss on Feb. 18, going 4-of-4 from the field for eight points, eight rebounds, three steals, three blocks and three assists. All either tied a season high or were a season high at the time.
- Has multiple assists in 11 of the last 17 games, including three or more in each of the last three games.
- Second on the team in blocks with 22.
- Has multiple blocks in 10 games this year.
- Is set to graduate a year early this summer and start graduate school next fall during his senior year.
- Averaged 3.1 points and 4.3 rebounds per game last season as a sophomore.
- Scored a career high 13 points against LSU (2/23/16) after going a perfect 6-6 from the field.
- Recorded a career high nine rebounds and four blocked shots against Texas Tech last season (1/30/16).
- Went to high school with teammate RJ Glasper.

» GAME-BY-GAME STATS »

Opponent	Date	gs	min	Total fg-fga	pct	3-Pointers 3fg-fga	pct	Free throws ft-fa	pct	Rebounds			avg	pf	a	t/o	blk	stl	pts	avg
FORT WAYNE	11/11/16	13	2-2	1.000	0-0	.000	1-2	.500	0	4	4	4.0	3	1	0	2	0	5	5.0	
SOUTHERN ILLINOIS	11/14/16	15	1-3	.333	0-0	.000	2-2	1.000	1	3	4	4.0	3	1	1	0	1	4	4.5	
UT ARLINGTON	11/18/16	7	1-2	.500	0-0	.000	1-1	1.000	3	1	4	4.0	2	0	2	0	0	3	4.0	
at Minnesota	11/22/16	13	0-0	.000	0-0	.000	0-0	.000	0	3	3	3.8	1	2	1	0	0	0	3.0	
MOUNT ST. MARY'S	11/28/16	13	0-1	.000	0-0	.000	0-0	.000	1	4	5	4.0	3	1	0	0	1	0	2.4	
STEPHEN F. AUSTIN	12/01/16	6	0-0	.000	0-0	.000	0-0	.000	0	1	1	3.5	3	0	0	0	0	0	2.0	
AUSTIN PEAY	12/03/16	13	2-2	1.000	0-0	.000	0-0	.000	2	2	4	3.6	0	1	0	2	2	4	2.3	
HOUSTON	12/06/16	13	2-2	1.000	0-0	.000	0-0	.000	0	1	1	3.3	3	2	0	2	0	4	2.5	
NORTH FLORIDA	12/10/16	13	2-2	1.000	0-0	.000	2-4	.500	2	0	2	3.1	2	0	0	0	0	1	6	2.9
vs Texas	12/17/16	8	1-4	.250	0-0	.000	1-2	.500	2	1	3	3.1	2	0	0	0	0	3	2.9	
NORTH DAKOTA STATE	12/20/16	12	1-2	.500	0-0	.000	0-0	.000	0	4	4	3.2	4	0	2	2	0	2	2.8	
vs Sam Houston State	12/22/16	14	0-0	.000	0-0	.000	0-0	.000	1	5	6	3.4	1	3	2	2	1	0	2.6	
FLORIDA	12/29/16	8	0-0	.000	0-0	.000	0-0	.000	0	1	1	3.2	1	2	0	0	0	0	2.4	
at Tennessee	01/03/17	9	1-2	.500	0-1	.000	0-0	.000	0	1	1	3.1	3	2	1	2	0	2	2.4	
at Kentucky	01/07/17	20	0-2	.000	0-0	.000	4-4	1.000	1	3	4	3.1	4	2	0	2	0	4	2.5	
MISSISSIPPI STATE	01/10/17	10	0-0	.000	0-0	.000	0-0	.000	0	2	2	3.1	3	3	0	0	0	0	2.3	
MISSOURI	01/14/17	16	3-3	1.000	0-0	.000	2-4	.500	2	2	4	3.1	3	0	1	2	0	8	2.6	
at Texas A&M	01/17/17	12	0-0	.000	0-0	.000	0-0	.000	1	2	3	3.1	2	2	0	2	0	0	2.5	
LSU	01/21/17	16	3-3	1.000	0-0	.000	0-0	.000	1	4	5	3.2	3	3	0	0	1	6	2.7	
at Vanderbilt	01/24/17	10	0-0	.000	0-0	.000	0-0	.000	1	1	2	3.2	1	0	0	0	1	0	2.6	
at Oklahoma State	01/28/17	13	0-0	.000	0-0	.000	0-0	.000	0	0	0	3.0	3	1	0	0	0	0	2.4	
ALABAMA	02/01/17	11	0-0	.000	0-0	.000	0-0	.000	1	1	2	3.0	2	3	0	1	1	0	2.3	
at Missouri	02/04/17	18	1-2	.500	0-0	.000	0-0	.000	2	2	4	3.0	1	1	2	0	2	2	2.3	
VANDERBILT	02/07/17	6	0-1	.000	0-0	.000	0-0	.000	0	0	0	2.9	1	0	0	0	0	0	2.2	
at LSU	02/11/17	11	0-0	.000	0-0	.000	0-0	.000	0	0	0	2.8	3	1	0	0	1	0	2.1	
at South Carolina	2/15/17	18	1-1	1.000	0-0	.000	1-2	.500	1	2	3	2.8	1	3	1	0	2	3	2.2	
OLE MISS	02/18/17	23	4-4	1.000	0-0	.000	0-0	.000	1	7	8	3.0	1	3	2	3	3	8	2.4	
TEXAS A&M	02/22/17	18	1-3	.333	0-0	.000	3-4	.750	2	1	3	3.0	2	6	1	0	1	5	2.5	
Totals		0	359	26-41	.634	0-1	.000	17-25	.680	25	58	83	3.0	61	43	16	22	18	69	2.5

Games played: 28
Minutes/game: 12.8
Points/game: 2.5
FG Pct: 63.4
3FG Pct: 0.0
FT Pct: 68.0

Rebounds/game: 3.0
Assists/game: 1.5
Turnovers/game: 0.6
Assist/turnover ratio: 2.7
Steals/game: 0.6
Blocks/game: 0.8

» SEASON/CAREER HIGHS »

POINTS

Season: 8 (2x) last vs. Ole Miss (2/18/17)
Career: 13 vs. LSU (2/23/16)

FIELD GOALS

Season: 4 vs. Ole Miss (2/18/17)
Career: 6 vs. LSU (2/23/16)

FIELD GOALS ATTEMPTED

Season: 4 (2x) last vs. Ole Miss (2/18/17)
Career: 7 vs. Tennessee Tech (12/12/15)

3-POINT FIELD GOALS

Season: --
Career: --

3-POINT FG ATTEMPTS

Season: 1 at Tennessee (1/3/17)
Career: 1 at Tennessee (1/3/17)

FREE THROWS MADE

Season: 4 at No. 6 Kentucky (1/7/17)
Career: 4 (2x) last at No. 6 Kentucky (1/7/17)

FREE THROWS ATTEMPTS

Season: 4 (4x) last vs. Texas A&M (2/22/17)
Career: 5 at Texas A&M (1/2/16)

REBOUNDS

Season: 8 vs. Ole Miss (2/18/17)
Career: 9 vs. Texas Tech (1/30/16)

ASSISTS

Season: 6 vs. Texas A&M (2/22/17)
Career: 6 vs. Texas A&M (2/22/17)

STEALS

Season: 3 vs. Ole Miss (2/18/17)
Career: 3 vs. Ole Miss (2/18/17)

BLOCKS

Season: 3 vs. Ole Miss (2/18/17)
Career: 4 vs. Texas Tech (1/30/16)

MINUTES

Season: 23 vs. Ole Miss (2/18/17)
Career: 29 vs. LSU (2/23/16)

» CAREER STATISTICS AT ARKANSAS »

			Total		3-Point		F-Throws		Rebounds											Scoring	
Season	gp-gs	min/avg	fg-fga	pct	fg-fga	pct	ft-fa	pct	off	def	tot	avg	pf	fo	ast	to	blk	stl	pts	avg	
2014-15	14-0	33/2.4	1-5	.200	0-0	.000	3-3	1.000	3	3	6	0.4	3	0	1	4	1	1	5	0.4	
2015-16	29-1	503/17.3	37-61	.607	0-0	.000	16-31	.516	28	96	124	4.3	88	6	36	33	27	13	90	3.1	
2016-17	28-0	359/12.8	26-41	.634	0-1	.000	17-25	.680	25	58	83	3.0	61	0	43	16	22	18	69	2.5	
TOTAL	71-1	895/12.6	64-107	.598	0-1	.000	36-59	.610	56	157	213	3.0	152	6	80	53	50	32	164	2.3	

at forward... a **six-six** freshman... from Campti, Louisiana... number **two**...

ADRIOBAILEY



@AdrioBailey NEWS & NOTES »

- Recorded his first career start on Feb. 11 at LSU and has started back-to-back games.
- Caught the lob off a Jaylen Barford pass to slam home a monster alley-oop dunk during a 24-6 Arkansas run that allowed the Razorbacks to pull away from the Crimson Tide on Feb. 1.
- Led the team in points (14) and rebounds (7) in the 99-62 victory over Austin Peay.
- Recorded career highs in points (14), rebounds (7), assists (2) and blocks (2) against Austin Peay.
- Scored his first collegiate points against Stephen F. Austin, a back door cut for a throw down slam.
- Ranked the No. 11 player in the state of Louisiana.
- Ranked the No. 50 small forward in the 2016 class by Rivals.com.
- Averaged 19.5 points, 12.7 rebounds and 3.9 blocks per game last season as a senior in high school.

» GAME-BY-GAME STATS »

Opponent	Date	gs	min	Total		3-Pointers		Free throws		Rebounds				pf	a	t/o	blk	stl	pts	avg
				fg-fga	pct	3fg-fga	pct	ft-fa	pct	off	def	tot	avg							
FORT WAYNE	11/11/16	3	0-0	.000	0-0	.000	0-0	.000	0	1	1	1.0	1	0	1	0	0	0	0	0.0
SOUTHERN ILLINOIS	11/14/16	7	0-1	.000	0-0	.000	0-2	.000	1	0	1	1.0	1	0	3	0	0	0	0	0.0
UT ARLINGTON	11/18/16	dnp	-	-	-	-	-	-	-	-	-	-	-	-	-	-	-	-	-	-
at Minnesota	11/22/16	5	0-1	.000	0-0	.000	0-0	.000	0	1	1	1.0	0	0	0	0	0	0	0	0.0
MOUNT ST. MARY'S	11/28/16	4	0-0	.000	0-0	.000	0-0	.000	0	0	0	0.0	0	1	0	0	1	0	0	0.0
STEPHEN F. AUSTIN	12/01/16	12	1-1	1.000	0-0	.000	0-0	.000	0	0	0	0.0	4	0	1	0	0	2	0.4	2.0
AUSTIN PEAY	12/03/16	18	7-8	.875	0-0	.000	0-0	.000	4	3	7	1.7	2	2	2	2	1	14	2.7	2.7
HOUSTON	12/06/16	7	0-1	.000	0-0	.000	1-2	.500	1	1	2	1.7	1	1	1	0	0	1	2.4	2.4
NORTH FLORIDA	12/10/16	6	1-1	1.000	0-0	.000	1-2	.500	1	0	1	1.6	1	0	0	0	0	3	2.5	2.5
vs Texas	12/17/16	dnp	-	-	-	-	-	-	-	-	-	-	-	-	-	-	-	-	-	-
NORTH DAKOTA STATE	12/20/16	9	1-2	.500	0-0	.000	0-1	.000	0	1	1	1.6	0	0	0	0	1	2	2.4	2.4
vs Sam Houston State	12/22/16	11	1-2	.500	0-0	.000	2-4	.500	0	2	2	1.6	2	0	1	1	2	4	2.6	2.6
FLORIDA	12/29/16	3	0-0	.000	0-0	.000	0-0	.000	0	1	1	1.5	0	0	1	0	0	0	2.4	2.4
at Tennessee	01/03/17	dnp	-	-	-	-	-	-	-	-	-	-	-	-	-	-	-	-	-	-
at Kentucky	01/07/17	4	0-0	.000	0-0	.000	0-0	.000	0	0	0	1.4	1	1	0	0	1	0	2.2	2.2
MISSISSIPPI STATE	01/10/17	1	0-0	.000	0-0	.000	0-0	.000	0	0	0	1.3	0	0	0	0	0	0	2.0	2.0
MISSOURI	01/14/17	4	0-1	.000	0-0	.000	0-0	.000	1	0	1	1.3	0	0	0	0	0	0	1.9	1.9
at Texas A&M	01/17/17	dnp	-	-	-	-	-	-	-	-	-	-	-	-	-	-	-	-	-	-
LSU	01/21/17	8	0-0	.000	0-0	.000	0-0	.000	1	3	4	1.5	2	1	0	0	0	0	1.7	1.7
at Vanderbilt	01/24/17	dnp	-	-	-	-	-	-	-	-	-	-	-	-	-	-	-	-	-	-
at Oklahoma State	01/28/17	12	1-1	1.000	0-0	.000	0-0	.000	0	4	4	1.6	1	1	0	0	0	2	1.8	1.8
ALABAMA	02/01/17	11	3-3	1.000	0-0	.000	1-3	.333	1	2	3	1.7	3	0	0	1	1	7	2.1	2.1
at Missouri	02/04/17	4	0-0	.000	0-0	.000	0-0	.000	0	1	1	1.7	1	0	0	0	0	0	1.9	1.9
VANDERBILT	02/07/17	15	2-4	.500	0-0	.000	0-0	.000	2	2	4	1.8	2	0	0	2	1	4	2.1	2.1
at LSU	02/11/17	* 9	1-2	.500	0-0	.000	0-2	.000	0	0	0	1.7	0	0	0	1	0	2	2.1	2.1
at South Carolina	2/15/17	* 6	0-1	.000	0-0	.000	0-0	.000	0	0	0	1.6	0	0	0	0	1	0	2.0	2.0
OLE MISS	02/18/17	3	1-3	.333	0-0	.000	0-1	.000	1	0	1	1.6	1	0	0	0	0	2	2.0	2.0
TEXAS A&M	02/22/17	7	0-1	.000	0-0	.000	1-2	.500	0	0	0	1.5	1	0	0	0	2	1	1.9	1.9
Totals		2	169	19-33	.576	0-0	.000	6-19	.316	13	22	35	1.5	24	7	10	7	11	44	1.9

Games played: 23
Minutes/game: 7.3
Points/game: 1.9
FG Pct: 57.6
FT Pct: 31.6

Rebounds/game: 1.5
Assists/game: 0.3
Turnovers/game: 0.4
Assist/turnover ratio: 0.7
Steals/game: 0.5
Blocks/game: 0.3

» SEASON/CAREER HIGHS »

POINTS

Season: 14 vs. Austin Peay (12/3/16)
Career: 14 vs. Austin Peay (12/3/16)

FIELD GOALS

Season: 7 vs. Austin Peay (12/3/16)
Career: 7 vs. Austin Peay (12/3/16)

FIELD GOALS ATTEMPTED

Season: 8 vs. Austin Peay (12/3/16)
Career: 8 vs. Austin Peay (12/3/16)

3-POINT FIELD GOALS

Season: --
Career: --

3-POINT FG ATTEMPTS

Season: --
Career: --

FREE THROWS MADE

Season: 2 vs. Sam Houston State (12/22/16)
Career: 2 vs. Sam Houston State (12/22/16)

FREE THROWS ATTEMPTS

Season: 4 vs. Sam Houston State (12/22/16)
Career: 4 vs. Sam Houston State (12/22/16)

REBOUNDS

Season: 7 vs. Austin Peay (12/3/16)
Career: 7 vs. Austin Peay (12/3/16)

ASSISTS

Season: 2 vs. Austin Peay (12/3/16)
Career: 2 vs. Austin Peay (12/3/16)

STEALS

Season: 2 (2x) last vs. Texas A&M (2/22/17)
Career: 2 (2x) last vs. Texas A&M (2/22/17)

BLOCKS

Season: 2 (2x) last vs. Vanderbilt (2/7/17)
Career: 2 (2x) last vs. Vanderbilt (2/7/17)

MINUTES

Season: 18 vs. Austin Peay (12/3/16)
Career: 18 vs. Austin Peay (12/3/16)

» CAREER STATISTICS AT ARKANSAS »

			Total		3-Point		F-Throws		Rebounds											Scoring	
Season	gp-gs	min/avg	fg-fga	pct	fg-fga	pct	ft-fa	pct	off	def	tot	avg	pf	fo	ast	to	blk	stl	pts	avg	
2016-17	23-2	169/7.3	19-33	.576	0-0	.000	6-19	.316	13	22	35	1.5	24	0	7	10	7	11	44	1.9	
TOTAL	23-2	169/7.3	19-33	.576	0-0	.000	6-19	.316	13	22	35	1.5	24	0	7	10	7	11	44	1.9	

at guard... a **six-three** redshirt-senior... from Little Rock, **Arkansas**... number **three**...

DUSTY HANNAHS



» @D_Hannahs NEWS & NOTES »

- Scored 20 points at South Carolina on Feb. 15, including 9 consecutive points in less than 2 minutes.
- Is 64 points away from becoming the 41st player in program history to score 1,000 points as a Razorback.
- Recorded a season-high 24 points against Vanderbilt on Feb. 7 to go along with five rebounds and two assists.
- Went 5-of-6 from behind the arc on Feb. 1 against Alabama, finishing with a game-high 19 pts off the bench.
- Has scored in double figures in 31 of the last 35 contests, including nine of the last 10.
- Is 79-of-90 (.878) from the charity stripe this season to rank 3rd in the SEC and No. 33 in the country.
- Scored 14 of Arkansas' final 21 points in the final 4:38 to comeback and defeat Vanderbilt on the road.
- Took his last final exam on Dec. 14 and finished his degree from the Walton College of Business.
- Named to the Preseason Second Team All-SEC as voted on by the league coaches.
- One of 20 players on the Jerry West Shooting Guard of the Year Award watch list.
- Ranked No. 97 player in the nation by CBS Sports.

» GAME-BY-GAME STATS »

Opponent	Date	gs	min	Total		3-Pointers		Free throws		Rebounds				pf	a	t/o	blk	stl	pts	avg	
				fg-fga	pct	3fg-fga	pct	ft-fa	pct	off	def	tot	avg								
FORT WAYNE	11/11/16	*	30	7-17	.412	1-6	.167	8-10	.800	1	0	1	1.0	1	2	1	0	1	23	23.0	
SOUTHERN ILLINOIS	11/14/16	*	20	5-7	.714	5-6	.833	4-4	1.000	1	4	5	3.0	2	1	1	0	0	19	21.0	
UT ARLINGTON	11/18/16	*	27	2-10	.200	2-7	.286	5-6	.833	1	0	1	2.3	1	2	0	0	1	11	17.7	
at Minnesota	11/22/16	*	29	7-12	.583	1-2	.500	5-5	1.000	1	1	2	2.3	1	0	3	0	0	20	18.3	
MOUNT ST. MARY'S	11/28/16	*	20	4-14	.286	0-5	.000	4-4	1.000	1	1	2	2.2	1	1	1	0	1	12	17.0	
STEPHEN F. AUSTIN	12/01/16	*	24	5-9	.556	0-2	.000	5-5	1.000	0	0	0	1.8	1	2	1	0	1	15	16.7	
AUSTIN PEAY	12/03/16	*	21	5-12	.417	3-5	.600	0-0	.000	0	1	1	1.7	2	0	0	0	0	13	16.1	
HOUSTON	12/06/16	17	6-11	.545	2-5	.400	3-3	1.000	1	0	1	1.6	2	1	2	0	0	17	16.3		
NORTH FLORIDA	12/10/16	25	5-10	.500	2-6	.333	5-5	1.000	0	1	1	1.6	0	3	2	1	0	17	16.3		
vs Texas	12/17/16	24	5-11	.455	3-6	.500	2-3	.667	0	0	0	1.4	3	1	2	0	2	15	16.2		
NORTH DAKOTA STATE	12/20/16	19	4-10	.400	3-7	.429	0-0	.000	0	2	2	1.5	1	3	2	0	1	11	15.7		
vs Sam Houston State	12/22/16	*	23	2-7	.286	1-5	.200	1-2	.500	1	3	4	1.7	2	1	3	0	0	6	14.9	
FLORIDA	12/29/16	*	27	4-9	.444	2-6	.333	1-1	1.000	0	2	2	1.7	1	0	2	1	1	11	14.6	
at Tennessee	01/03/17	*	27	5-8	.625	2-4	.500	1-1	1.000	0	2	2	1.7	3	1	0	0	0	13	14.5	
at Kentucky	01/07/17	*	22	2-12	.167	0-5	.000	2-2	1.000	0	1	1	1.7	4	2	0	0	0	6	13.9	
MISSISSIPPI STATE	01/10/17	27	6-13	.462	3-7	.429	2-2	1.000	1	2	3	1.8	2	1	1	0	1	17	14.1		
MISSOURI	01/14/17	25	5-11	.455	2-5	.400	4-4	1.000	1	2	3	1.8	1	3	2	0	0	16	14.2		
at Texas A&M	01/17/17	27	3-7	.429	2-4	.500	1-2	.500	0	1	1	1.8	1	1	1	0	1	9	13.9		
LSU	01/21/17	17	3-7	.429	2-3	.667	6-6	1.000	2	1	3	1.8	1	0	4	0	0	14	13.9		
at Vanderbilt	01/24/17	24	5-13	.385	0-6	.000	7-9	.778	0	0	0	1.8	2	2	1	0	0	17	14.1		
at Oklahoma State	01/28/17	24	4-10	.400	0-3	.000	5-6	.833	1	2	3	1.8	3	0	3	0	0	13	14.0		
ALABAMA	02/01/17	17	7-9	.778	5-6	.833	0-0	.000	0	0	0	1.7	3	1	2	0	0	19	14.3		
at Missouri	02/04/17	25	3-8	.375	2-5	.400	4-4	1.000	0	0	0	1.7	1	2	2	0	0	12	14.2		
VANDERBILT	02/07/17	*	35	10-19	.526	3-6	.500	1-2	.500	4	1	5	1.8	3	2	2	0	1	24	14.6	
at LSU	02/11/17	*	24	6-14	.429	5-10	.500	0-0	.000	0	2	2	1.8	2	0	2	0	1	17	14.7	
at South Carolina	2/15/17	*	34	8-14	.571	4-7	.571	0-0	.000	0	2	2	1.8	2	1	2	0	0	20	14.9	
OLE MISS	02/18/17	*	23	3-11	.273	1-6	.167	2-2	1.000	0	2	2	1.8	1	0	1	0	0	9	14.7	
TEXAS A&M	02/22/17	*	25	4-5	.800	1-2	.500	2-3	.667	1	2	3	1.9	1	1	1	0	1	11	14.5	
Totals			15	682	135-300	.450	57-147	.388	80-91	.879	17	35	52	1.9	48	34	44	2	13	407	14.5

Games played: 28
Minutes/game: 24.4
Points/game: 14.5
FG Pct: 45.0
3FG Pct: 38.8
FT Pct: 87.9

Rebounds/game: 1.9
Assists/game: 1.2
Turnovers/game: 1.6
Assist/turnover ratio: 0.8
Steals/game: 0.5
Blocks/game: 0.1

» SEASON/CAREER HIGHS »

POINTS

Season: 24 vs. Vanderbilt (2/7/17)

Career: 33 vs. Florida (3/10/16)

FIELD GOALS

Season: 10 vs. Vanderbilt (2/7/17)

Career: 12 vs. Florida (3/10/16)

FIELD GOALS ATTEMPTED

Season: 19 vs. Vanderbilt (2/7/17)

Career: 23 vs. Florida (3/10/16)

3-POINT FIELD GOALS

Season: 5 (3x) last at LSU (2/11/17)

Career: 8 vs. Mississippi State (1/9/16)

3-POINT FG ATTEMPTS

Season: 10 at LSU (2/11/17)

Career: 13 vs. Mississippi State (1/9/16)

FREE THROWS MADE

Season: 8 vs. Fort Wayne (11/11/16)

Career: 10 vs. Evansville (12/8/15)

FREE THROWS ATTEMPTS

Season: 10 vs. Fort Wayne (11/11/16)

Career: 10 (3x) last vs. Fort Wayne (11/11/16)

REBOUNDS

Season: 5 (2x) last vs. Vanderbilt (2/7/17)

Career: 6 (2x) last vs. Missouri (2/20/16)

ASSISTS

Season: 3 (3x) last vs. Missouri (1/14/17)

Career: 6 at West Virginia (1/22/14)^

STEALS

Season: 2 vs. Texas (12/17/16)

Career: 3 (2x) last vs. Mississippi State (1/9/15)

BLOCKS

Season: 1 (2x) vs. No. 25 Florida (12/29/16)

Career: 1 (4x) vs. No. 25 Florida (12/29/16)

MINUTES

Season: 35 vs. Vanderbilt (2/7/17)

Career: 40 vs. Texas Tech (1/30/16)

^ - at Texas Tech

» CAREER STATISTICS AT ARKANSAS »

Season	gp-gs	min/avg	Total		3-Point		F-Throws		Rebounds				Scoring					
			fg-fga	pct	fg-fga	pct	ft-fa	pct	off	def	tot	avg	pts	fo	ast	to	blk	stl
2015-16	32-20	866/27.1	174-380	.458	81-187	.433	100-115	.870	19	58	77	2.4	68	0	29	41	0	20
2016-17	28-15	682/24.4	135-300	.450	57-147	.388	80-91	.879	17	35	52	1.9	48	0	34	44	2	13
TOTAL	60-35	1548/25.8	309-680	.454	138-334	.413	180-206	.874	36	93	129	2.2	116	0	63	85	2	33

at guard... a six-three junior... from Little Rock, Arkansas... number four...

DARYL MACON



» @YoD4__ NEWS & NOTES »

- Named SEC Player of the Week (Feb. 20) after averaging 21.5 points per game in two wins.
- Scored career-high 30 points on 10-of-13 shooting, including 6-of-9 from behind the arc in an 18-point victory over Ole Miss on Feb. 18.
- Is one of four Razorbacks in the SEC era to score 30 points off the bench.
- In the final minute of games this season, Macon is 25-of-28 (.893) from the free throw line. No other Razorback has more than four attempts in the last minute.
- Went 4-for-4 from the free throw line in the final 15 seconds at South Carolina on Feb. 15 to seal the victory.
- Hit 3 free throws with 1.6 seconds left on the road against Vanderbilt on Jan. 24 to complete an improbable comeback over the Commodores after being down 15 with 6:02 remaining.
- Is 107-of-122 (.877) from the charity stripe this season to rank No. 4 in the SEC and No. 34 in the country.
- Has scored at least 12 points in 22 of 28 games this season, including 18 of the last 21.
- Has two 12+ made free throw performances this season (12-of-13 at Tennessee; 14-of-14 vs. Texas).
- His 14-of-14 free throw performance vs. Texas was the 2nd most makes in program history without a miss.
- Scored a then career-high 23 points against Texas and was named the Lone Star Shootout MVP.
- Had made 29 straight free throws over a 5-game stretch before missing his final attempt vs. No. 25 Florida.
- Is the only player in the last 30 years to have 13+ points, 7+ rebounds, 5+ assists and 4+ steals in his Razorback debut. (Via @HogStats)
- Ranked as the No. 3 junior college transfer in the 2016 class.
- Averaged 23.9 points, 3.7 rebounds, and 3.2 assists per game as a sophomore at Holmes CC.

» GAME-BY-GAME STATS »

Opponent	Date	gs	min	Total		3-Pointers		Free throws		Rebounds				pf	a	t/o	blk	stl	pts	avg	
				fg-fga	pct	3fg-fga	pct	ft-fga	pct	off	def	tot	avg								
FORT WAYNE	11/11/16	*	33	5-11	.455	2-6	.333	1-2	.500	2	5	7	7.0	3	5	4	0	4	13	13.0	
SOUTHERN ILLINOIS	11/14/16	*	20	4-6	.667	4-6	.667	0-0	.000	0	2	2	4.5	2	5	0	1	1	12	12.5	
UT ARLINGTON	11/18/16	*	26	2-6	.333	0-3	.000	3-4	.750	0	2	2	3.7	4	0	1	0	2	7	10.7	
at Minnesota	11/22/16	*	26	4-11	.364	0-4	.000	4-4	1.000	1	4	5	4.0	1	1	5	0	2	12	11.0	
MOUNT ST. MARY'S	11/28/16		18	4-7	.571	2-3	.667	5-6	.833	0	0	0	3.2	3	2	1	0	0	15	11.8	
STEPHEN F. AUSTIN	12/01/16		22	3-8	.375	1-4	.250	0-0	.000	0	0	0	2.7	3	5	1	0	2	7	11.0	
AUSTIN PEAY	12/03/16	*	15	4-7	.571	0-3	.000	0-0	.000	0	4	4	2.9	2	1	1	0	1	8	10.6	
HOUSTON	12/06/16	*	30	5-9	.556	3-4	.750	4-5	.800	1	2	3	2.9	1	3	3	0	1	17	11.4	
NORTH FLORIDA	12/10/16	*	23	3-6	.500	2-5	.400	5-5	1.000	0	4	4	3.0	2	4	3	0	3	13	11.6	
vs Texas	12/17/16	*	29	4-12	.333	1-5	.200	14-14	1.000	1	3	4	3.1	1	3	1	0	1	23	12.7	
NORTH DAKOTA STATE	12/20/16	*	24	5-12	.417	3-5	.600	2-2	1.000	4	2	6	3.4	0	5	4	0	1	15	12.9	
vs Sam Houston State	12/22/16	*	23	6-9	.667	2-5	.400	3-3	1.000	0	1	1	3.2	1	1	1	0	2	17	13.3	
FLORIDA	12/29/16	*	33	7-10	.700	3-5	.600	5-6	.833	0	4	4	3.2	2	1	1	0	1	22	13.9	
at Tennessee	01/03/17	*	26	1-6	.167	1-4	.250	12-13	.923	0	2	2	3.1	2	1	3	0	0	15	14.0	
at Kentucky	01/07/17	*	26	5-12	.417	3-7	.429	2-2	1.000	0	0	0	2.9	3	1	0	0	0	15	14.1	
MISSISSIPPI STATE	01/10/17	*	24	3-7	.429	1-4	.250	1-1	1.000	0	1	1	2.8	2	2	2	0	0	8	13.7	
MISSOURI	01/14/17	*	27	6-11	.545	4-8	.500	1-2	.500	1	3	4	2.9	3	6	2	0	2	17	13.9	
at Texas A&M	01/17/17	*	26	3-10	.300	1-5	.200	9-12	.750	0	4	4	2.9	0	1	3	1	1	16	14.0	
LSU	01/21/17	*	31	4-9	.444	3-7	.429	4-4	1.000	3	4	7	3.2	3	1	2	0	1	15	14.1	
at Vanderbilt	01/24/17	*	32	2-8	.250	1-4	.250	7-7	1.000	1	3	4	3.2	2	1	3	0	0	12	14.0	
at Oklahoma State	01/28/17	*	25	0-8	.000	0-6	.000	0-0	.000	0	1	1	3.1	3	1	0	0	0	0	13.3	
ALABAMA	02/01/17	*	27	4-8	.500	3-4	.750	1-1	1.000	0	1	1	3.0	2	4	1	0	0	12	13.2	
at Missouri	02/04/17	*	29	4-9	.444	3-6	.500	4-5	.800	0	3	3	3.0	5	3	4	0	1	15	13.3	
VANDERBILT	02/07/17	*	27	2-9	.222	1-5	.200	0-0	.000	0	0	0	2.9	1	0	0	0	1	5	13.0	
at LSU	02/11/17		28	5-11	.455	2-7	.286	5-7	.714	0	0	0	2.8	0	0	2	0	0	17	13.1	
at South Carolina	2/15/17		21	3-6	.500	1-2	.500	6-6	1.000	0	1	1	2.7	1	1	0	0	2	13	13.1	
OLE MISS	02/18/17		24	10-13	.769	6-9	.667	4-5	.800	0	1	1	2.6	2	2	2	0	1	30	13.7	
TEXAS A&M	02/22/17		25	3-7	.429	1-4	.250	5-6	.833	0	0	0	2.5	1	4	1	0	1	12	13.7	
Totals			21	720	111-248	.448	54-140	.386	107-122	.877	14	57	71	2.5	55	64	51	2	31	383	13.7

Games played: 28
Minutes/game: 25.7
Points/game: 13.7
FG Pct: 44.8
3FG Pct: 38.6
FT Pct: 87.7

Rebounds/game: 2.5
Assists/game: 2.3
Turnovers/game: 1.8
Assist/turnover ratio: 1.3
Steals/game: 1.1
Blocks/game: 0.4

» CAREER STATISTICS AT ARKANSAS »

			Total		3-Point		F-Throws			Rebounds											Scoring	
Season	gp-gs	min/avg	fg-fga	pct	fg-fga	pct	ft-fga	pct	off	def	tot	avg	pf	fo	ast	to	blk	stl	pts	avg		
2016-17	28-21	720/25.7	111-248	.448	54-140	.386	107-122	.877	14	57	71	2.5	55	1	64	51	2	31	383	13.7		
TOTAL	28-21	720/25.7	111-248	.448	54-140	.386	107-122	.877	14	57	71	2.5	55	1	64	51	2	31	383	13.7		

at forward... a six-eight junior... from St. Louis, Missouri... number five...

ARLANDO COOK



» @ballxbooks NEWS & NOTES »

- Had a season-high seven rebounds at Texas A&M in Arkansas' comeback win over the Aggies on Jan. 17.
- Has a rebound in 21 of the last 23 games and has scored in 20 of 28 games this season.
- Had a career-high three blocks and six rebounds against Sam Houston State in 15 minutes of action.
- Went 4-for-4 from the charity stripe in the final two minutes against Texas.
- Played a season-high 21 minutes off the bench against No. 25 Florida and at Texas A&M.
- Three of his four baskets against Southern Illinois were lay-ups in transition.
- Junior college transfer from Connors State College
- Ranked as the No. 6 junior college transfer in the 2016 class.
- Averaged 16.0 points and 10.1 rebounds per game last season as a sophomore at Connors State College.

» GAME-BY-GAME STATS »

Opponent	Date	gs	min	Total		3-Pointers		Free throws		Rebounds								pts	avg
				fg-fga	pct	3fg-fga	pct	ft-fa	pct	off	def	tot	avg	pf	a	t/o	blk	stl	
FORT WAYNE	11/11/16	5	0-0	.000	0-0	.000	0-0	.000	0-0	0	0	0	0.0	3	0	2	0	0	0.0
SOUTHERN ILLINOIS	11/14/16	13	4-8	.500	0-0	.000	1-1	1.000	0	2	2	1.0	0	0	1	1	1	9	4.5
UT ARLINGTON	11/18/16	13	0-2	.000	0-0	.000	1-2	.500	1	0	1	1.0	0	0	1	1	1	1	3.3
at Minnesota	11/22/16	14	2-3	.667	0-0	.000	0-0	.000	0	0	0	0.8	4	0	3	1	1	4	3.5
MOUNT ST. MARY'S	11/28/16	13	1-4	.250	0-0	.000	1-2	.500	0	2	2	1.0	1	1	0	0	0	3	3.4
STEPHEN F. AUSTIN	12/01/16	9	1-2	.500	0-0	.000	0-0	.000	1	0	1	1.0	0	0	0	0	0	2	3.2
AUSTIN PEAY	12/03/16	15	2-4	.500	0-0	.000	0-0	.000	3	0	3	1.3	1	2	0	0	1	4	3.3
HOUSTON	12/06/16	10	0-1	.000	0-0	.000	0-0	.000	1	0	1	1.3	0	0	0	0	0	0	2.9
NORTH FLORIDA	12/10/16	12	2-4	.500	0-0	.000	0-0	.000	3	1	4	1.6	2	0	1	0	2	4	3.0
vs Texas	12/17/16	17	1-1	1.000	0-0	.000	4-4	1.000	0	2	2	1.6	4	1	0	1	1	6	3.3
NORTH DAKOTA STATE	12/20/16	13	1-3	.333	0-0	.000	2-2	1.000	1	2	3	1.7	0	1	0	0	0	4	3.4
vs Sam Houston State	12/22/16	15	2-3	.667	0-0	.000	0-0	.000	0	6	6	2.1	3	0	1	3	0	4	3.4
FLORIDA	12/29/16	21	2-5	.400	0-0	.000	4-4	1.000	0	2	2	2.1	3	1	1	1	0	8	3.8
at Tennessee	01/03/17	*	11	0-2	.000	0-0	.000	1-2	.500	1	2	3	2.1	3	0	1	0	0	1.6
at Kentucky	01/07/17	*	15	3-5	.600	0-0	.000	0-0	.000	0	1	1	2.1	0	0	0	0	1	6.7
MISSISSIPPI STATE	01/10/17	*	11	1-3	.333	0-0	.000	1-2	.500	1	2	3	2.1	2	1	1	0	0	3.7
MISSOURI	01/14/17	7	0-0	.000	0-0	.000	0-0	.000	0	1	1	2.1	0	0	0	0	0	0	3.5
at Texas A&M	01/17/17	21	3-4	.750	0-0	.000	0-1	.000	2	5	7	2.3	4	2	0	1	2	6	3.6
LSU	01/21/17	*	19	2-3	.667	0-0	.000	4-7	.571	2	4	6	2.5	5	2	2	0	0	8.8
at Vanderbilt	01/24/17	*	12	1-5	.200	0-0	.000	0-0	.000	3	1	4	2.6	2	0	0	0	2	3.8
at Oklahoma State	01/28/17	*	7	0-2	.000	0-0	.000	0-0	.000	1	0	1	2.5	1	0	2	0	0	3.6
ALABAMA	02/01/17	*	11	1-1	1.000	0-0	.000	0-0	.000	1	0	1	2.5	3	0	2	0	2	3.5
at Missouri	02/04/17	10	2-5	.400	0-0	.000	1-4	.250	4	1	5	2.6	1	0	0	0	0	5	3.6
VANDERBILT	02/07/17	3	0-0	.000	0-0	.000	0-0	.000	0	1	1	2.5	0	0	0	0	0	0	3.4
at LSU	02/11/17	5	0-2	.000	0-0	.000	0-0	.000	0	2	2	2.5	1	0	0	1	0	0	3.3
at South Carolina	2/15/17	2	0-0	.000	0-0	.000	0-0	.000	0	0	0	2.4	2	0	0	0	0	0	3.2
OLE MISS	02/18/17	7	0-1	.000	0-0	.000	0-0	.000	0	3	3	2.4	1	0	0	0	0	0	3.0
TEXAS A&M	02/22/17	7	2-2	1.000	0-0	.000	0-0	.000	0	0	0	2.3	1	0	1	0	0	4	3.1
Totals		7	318	33-75	.440	0-0	.000	20-31	.645	25	40	65	2.3	47	11	19	10	86	3.1

Games played: 28
Minutes/game: 11.4
Points/game: 3.1
FG Pct: 44.0
FT Pct: 64.5

Rebounds/game: 2.3
Assists/game: 0.4
Turnovers/game: 0.7
Assist/turnover ratio: 0.6
Steals/game: 0.4
Blocks/game: 0.4

» SEASON/CAREER HIGHS »

POINTS

Season: 9 vs. Southern Illinois (11/14/16)

Career: 9 vs. Southern Illinois (11/14/16)

FIELD GOALS

Season: 4 vs. Southern Illinois (11/14/16)

Career: 4 vs. Southern Illinois (11/14/16)

FIELD GOALS ATTEMPTED

Season: 8 vs. Southern Illinois (11/14/16)

Career: 8 vs. Southern Illinois (11/14/16)

3-POINT FIELD GOALS

Season: --

Career: --

3-POINT FG ATTEMPTS

Season: --

Career: --

FREE THROWS MADE

Season: 4 (3x) last vs. LSU (1/21/17)

Career: 4 (3x) last vs. LSU (1/21/17)

FREE THROWS ATTEMPTS

Season: 7 vs. LSU (1/21/17)

Career: 7 vs. LSU (1/21/17)

REBOUNDS

Season: 7 at Texas A&M (1/17/17)

Career: 7 at Texas A&M (1/17/17)

ASSISTS

Season: 2 (3x) last vs. LSU (1/21/17)

Career: 2 (3x) last vs. LSU (1/21/17)

STEALS

Season: 2 (2x) last at Texas A&M (1/17/17)

Career: 2 (2x) last at Texas A&M (1/17/17)

BLOCKS

Season: 3 vs. Sam Houston State (12/22/16)

Career: 3 vs. Sam Houston State (12/22/16)

MINUTES

Season: 21 (2x) last at Texas A&M (1/17/17)

Career: 21 (2x) last at Texas A&M (1/17/17)

» CAREER STATISTICS AT ARKANSAS »

			Total		3-Point		F-Throws		Rebounds										Scoring	
Season	gp-gs	min/avg	fg-fga	pct	fg-fga	pct	ft-fa	pct	off	def	tot	avg	pf	fo	ast	to	blk	stl	pts	avg
2016-17	28-7	318/11.4	33-75	.440	0-0	.000	20-31	.645	25	40	65	2.3	47	1	11	19	10	10	86	3.1
TOTAL	28-7	318/11.4	33-75	.440	0-0	.000	20-31	.645	25	40	65	2.3	47	1	11	19	10	10	86	3.1

at forward... a six-eight freshman... from Fort Wayne, Indiana... number twelve...

BRACHENHAZEN



@Brachen_ NEWS & NOTES »

- Pulled down a career-high five rebounds in only seven minutes against Sam Houston State.
- Tipped in his first points as a Razorback against Austin Peay off an offensive rebound.
- Saw his first action as a Razorback against Southern Illinois.
- Ranked the No. 7 player in the state of Indiana.
- No. 50 small forward in the 2016 class by 247Sports.
- Averaged 16.1 points, 9.3 rebounds, 2.6 assists, 1.4 steals and 1.8 blocks per game as a senior at Columbia City High School.

» GAME-BY-GAME STATS »

Opponent	Date	gs	min	Total		3-Pointers		Free throws		Rebounds				pf	a	t/o	blk	stl	pts	avg
				fg-fga	pct	3fg-fga	pct	ft-fga	pct	off	def	tot	avg							
FORT WAYNE	11/11/16		dnp	-	-	-	-	-	-	-	-	-	-	-	-	-	-	-	-	
SOUTHERN ILLINOIS	11/14/16	8		0-0	.000	0-0	.000	0-0	.000	1	1	2	2.0	3	0	4	0	0	0.0	
UT ARLINGTON	11/18/16		dnp	-	-	-	-	-	-	-	-	-	-	-	-	-	-	-	-	
at Minnesota	11/22/16	3		0-0	.000	0-0	.000	0-0	.000	0	0	0	1.0	0	0	0	0	0	0.0	
MOUNT ST. MARY'S	11/28/16	1		0-0	.000	0-0	.000	0-2	.000	0	0	0	0.7	0	0	0	0	0	0.0	
STEPHEN F. AUSTIN	12/01/16	2		0-0	.000	0-0	.000	0-0	.000	0	1	1	0.8	0	0	0	0	0	0.0	
AUSTIN PEAY	12/03/16	9		1-2	.500	0-0	.000	0-0	.000	1	0	1	0.8	1	0	0	0	2	0.4	
HOUSTON	12/06/16		dnp	-	-	-	-	-	-	-	-	-	-	-	-	-	-	-	-	
NORTH FLORIDA	12/10/16	1		0-0	.000	0-0	.000	0-0	.000	0	0	0	0.7	0	0	0	0	0	0.3	
vs Texas	12/17/16		dnp	-	-	-	-	-	-	-	-	-	-	-	-	-	-	-	-	
NORTH DAKOTA STATE	12/20/16	1		0-0	.000	0-0	.000	1-2	.500	0	0	0	0.6	0	0	0	0	1	0.4	
vs Sam Houston State	12/22/16	7		0-2	.000	0-1	.000	0-0	.000	0	5	5	1.1	1	1	0	0	0	0.4	
FLORIDA	12/29/16		dnp	-	-	-	-	-	-	-	-	-	-	-	-	-	-	-	-	
at Tennessee	01/03/17		dnp	-	-	-	-	-	-	-	-	-	-	-	-	-	-	-	-	
at Kentucky	01/07/17	1		0-0	.000	0-0	.000	0-0	.000	0	0	0	1.0	0	0	0	0	0	0.3	
MISSISSIPPI STATE	01/10/17		dnp	-	-	-	-	-	-	-	-	-	-	-	-	-	-	-	-	
MISSOURI	01/14/17	1		0-0	.000	0-0	.000	0-0	.000	0	1	1	1.0	0	0	0	0	0	0.3	
at Texas A&M	01/17/17		dnp	-	-	-	-	-	-	-	-	-	-	-	-	-	-	-	-	
LSU	01/21/17		dnp	-	-	-	-	-	-	-	-	-	-	-	-	-	-	-	-	
at Vanderbilt	01/24/17		dnp	-	-	-	-	-	-	-	-	-	-	-	-	-	-	-	-	
at Oklahoma State	01/28/17		dnp	-	-	-	-	-	-	-	-	-	-	-	-	-	-	-	-	
ALABAMA	02/01/17	3		0-1	.000	0-0	.000	0-0	.000	0	0	0	0.9	0	0	0	0	0	0.3	
at Missouri	02/04/17		dnp	-	-	-	-	-	-	-	-	-	-	-	-	-	-	-	-	
VANDERBILT	02/07/17		dnp	-	-	-	-	-	-	-	-	-	-	-	-	-	-	-	-	
at LSU	02/11/17		dnp	-	-	-	-	-	-	-	-	-	-	-	-	-	-	-	-	
at South Carolina	2/15/17		dnp	-	-	-	-	-	-	-	-	-	-	-	-	-	-	-	-	
OLE MISS	02/18/17	2		0-1	.000	0-1	.000	0-0	.000	0	1	1	0.9	0	1	0	0	0	0.3	
TEXAS A&M	02/22/17		dnp	-	-	-	-	-	-	-	-	-	-	-	-	-	-	-	-	
Totals		0	39	1-6	.167	0-2	.000	1-4	.250	2	9	11	0.9	5	2	4	0	3	0.3	

Games played: 12
Minutes/game: 3.3
Points/game: 0.3
FG Pct: 16.7
3FG Pct: 0.0
FT Pct: 25.0

Rebounds/game: 0.9
Assists/game: 0.2
Turnovers/game: 0.3
Assist/turnover ratio: 0.5

» SEASON/CAREER HIGHS »

POINTS

Season: 2 vs. Austin Peay (12/3/16)
Career: 2 vs. Austin Peay (12/3/16)

FIELD GOALS

Season: 1 vs. Austin Peay (12/3/16)
Career: 1 vs. Austin Peay (12/3/16)

FIELD GOALS ATTEMPTED

Season: 2 (2x) last vs. Sam Houston State (12/22/16)
Career: 2 (2x) last vs. Sam Houston State (12/22/16)

3-POINT FIELD GOALS

Season: --
Career: --

3-POINT FG ATTEMPTS

Season: 1 vs. Sam Houston State (12/22/16)
Career: 1 vs. Sam Houston State (12/22/16)

FREE THROWS MADE

Season: 1 vs. North Dakota State (12/20/16)
Career: 1 vs. North Dakota State (12/20/16)

FREE THROWS ATTEMPTS

Season: 2 (2x) last vs. North Dakota State (12/20/16)
Career: 2 (2x) last vs. North Dakota State (12/20/16)

REBOUNDS

Season: 5 vs. Sam Houston State (12/22/16)
Career: 5 vs. Sam Houston State (12/22/16)

ASSISTS

Season: 1 vs. Sam Houston State (12/22/16)
Career: 1 vs. Sam Houston State (12/22/16)

STEALS

Season:
Career:

BLOCKS

Season:
Career:

MINUTES

Season: 9 vs. Austin Peay (12/3/16)
Career: 9 vs. Austin Peay (12/3/16)

» CAREER STATISTICS AT ARKANSAS »

			Total		3-Point		F-Throws		Rebounds											Scoring	
Season	gp-gs	min/avg	fg-fga	pct	fg-fga	pct	ft-fa	pct	off	def	tot	avg	pf	fo	ast	to	blk	stl	pts	avg	
2016-17	12-0	39/3.3	1-6	.167	0-2	.000	1-4	.250	2	9	11	0.9	5	0	2	4	0	0	3	0.3	
TOTAL	12-0	39/3.3	1-6	.167	0-2	.000	1-4	.250	2	9	11	0.9	5	0	2	4	0	0	3	0.3	

at forward... a **six-eight** redshirt junior... from Texarkana, **Texas**... number **thirteen**...

DUSTIN THOMAS



» @YehThatsMe_DT13 NEWS & NOTES »

- Had one of his better games as a Razorback at LSU on Feb. 11, scoring nine points off the bench and pulled down a career and team-high nine rebounds to go along with three steals.
- Has an assist in 16 games this season.
- Has 4+ rebounds in 16 games this season, including seven of the last eight.
- Pulled down seven first half rebounds against Sam Houston State, including two on the offensive end.
- Tied a career-high with four assists against Austin Peay.
- Scored nine first-half points against Mount St. Mary's to lead the team at the break.
- Sat out the season due to NCAA four-year transfer rules.
- Averaged 4.0 points and 2.5 rebounds per game over two years at Colorado.
- Scored a career high 17 points and three steals against Southern California his sophomore year.

» GAME-BY-GAME STATS »

Opponent	Date	gs	min	Total		3-Pointers		Free throws		Rebounds								pts	avg	
				fg-fga	pct	3fg-fga	pct	ft-fa	pct	off	def	tot	avg	pf	a	t/o	blk			stl
FORT WAYNE	11/11/16	*	18	4-6	.667	0-0	.000	2-3	.667	1	5	6	6.0	5	0	3	0	0	10	10.0
SOUTHERN ILLINOIS	11/14/16	*	18	1-3	.333	0-0	.000	0-0	.000	1	0	1	3.5	1	4	0	0	1	2	6.0
UT ARLINGTON	11/18/16	*	28	1-3	.333	0-0	.000	6-8	.750	2	4	6	4.3	4	2	1	1	2	8	6.7
at Minnesota	11/22/16	*	12	1-5	.200	0-0	.000	3-4	.750	1	1	2	3.8	4	0	1	0	0	5	6.3
MOUNT ST. MARY'S	11/28/16	*	23	6-7	.857	1-1	1.000	0-0	.000	1	4	5	4.0	3	1	0	0	1	13	7.6
STEPHEN F. AUSTIN	12/01/16	*	21	4-8	.500	0-0	.000	1-2	.500	2	0	2	3.7	2	1	2	0	0	9	7.8
AUSTIN PEAY	12/03/16	*	16	3-6	.500	0-1	.000	1-2	.500	0	3	3	3.6	2	4	1	0	0	7	7.7
HOUSTON	12/06/16	*	23	4-7	.571	0-0	.000	3-4	.750	2	3	5	3.8	4	3	1	1	0	11	8.1
NORTH FLORIDA	12/10/16	*	22	2-5	.400	0-0	.000	4-4	1.000	2	6	8	4.2	1	3	1	0	0	8	8.1
vs Texas	12/17/16	*	21	0-3	.000	0-0	.000	0-0	.000	2	1	3	4.1	4	0	0	1	0	0	7.3
NORTH DAKOTA STATE	12/20/16	*	13	2-6	.333	0-0	.000	2-2	1.000	2	0	2	3.9	4	0	0	0	0	6	7.2
vs Sam Houston State	12/22/16	*	17	1-3	.333	0-0	.000	4-6	.667	2	5	7	4.2	1	1	0	0	1	6	7.1
FLORIDA	12/29/16	*	12	1-4	.250	0-0	.000	0-0	.000	0	2	2	4.0	3	2	2	0	0	2	6.7
at Tennessee	01/03/17	26	2-4	.500	0-0	.000	2-2	1.000	0	7	7	4.2	5	0	1	0	2	6	6.6	
at Kentucky	01/07/17	7	0-2	.000	0-0	.000	0-0	.000	1	1	2	4.1	4	1	0	0	0	0	6.2	
MISSISSIPPI STATE	01/10/17	26	2-4	.500	0-0	.000	4-8	.500	4	3	7	4.3	1	0	1	0	1	8	6.3	
MISSOURI	01/14/17	*	18	1-3	.333	0-0	.000	1-2	.500	0	2	2	4.1	4	0	1	0	0	3	6.1
at Texas A&M	01/17/17	*	19	2-4	.500	0-0	.000	0-0	.000	0	2	2	4.0	3	2	1	0	0	4	6.0
LSU	01/21/17	6	1-2	.500	0-0	.000	0-0	.000	0.000	2	2	4	4.0	4	0	1	0	0	2	5.8
at Vanderbilt	01/24/17	16	1-2	.500	0-0	.000	0-0	.000	0.000	0	3	3	4.0	3	0	0	1	0	2	5.6
at Oklahoma State	01/28/17	17	3-3	1.000	0-0	.000	3-3	1.000	3	2	5	4.0	2	1	2	0	2	9	5.8	
ALABAMA	02/01/17	13	1-4	.250	0-0	.000	0-2	.000	2	3	5	4.0	5	1	0	0	2	2	5.6	
at Missouri	02/04/17	*	14	1-1	1.000	0-0	.000	1-1	1.000	1	5	6	4.1	2	0	2	0	0	3	5.5
VANDERBILT	02/07/17	*	5	2-2	1.000	0-0	.000	0-0	.000	0	0	0	4.0	0	0	0	0	1	4	5.4
at LSU	02/11/17	26	4-6	.667	0-1	.000	1-2	.500	2	7	9	4.2	3	1	1	0	3	9	5.6	
at South Carolina	2/15/17	26	1-4	.250	0-1	.000	0-0	.000	1	3	4	4.2	5	2	2	1	1	2	5.4	
OLE MISS	02/18/17	*	18	0-4	.000	0-1	.000	3-4	.750	1	3	4	4.1	4	1	0	0	0	3	5.3
TEXAS A&M	02/22/17	*	20	4-6	.667	0-0	.000	1-2	.500	3	2	5	4.2	2	0	0	0	1	9	5.5
Totals		19	501	55-117	.470	1-5	.200	42-61	.689	38	79	117	4.2	85	30	24	5	18	153	5.5

Games played: 28
Minutes/game: 17.9
Points/game: 5.5
FG Pct: 47.0
3FG Pct: 20.0
FT Pct: 68.9

Rebounds/game: 4.2
Assists/game: 1.1
Turnovers/game: 0.9
Assist/turnover ratio: 1.3
Steals/game: 0.6
Blocks/game: 0.2

» SEASON/CAREER HIGHS »

POINTS

Season: 13 vs. Mount St. Mary's (11/28/16)

Career: 17 vs. USC (01/04/15)^

FIELD GOALS

Season: 6 vs. Mount St. Mary's (11/28/16)

Career: 6 vs. Mount St. Mary's (11/28/16)

FIELD GOALS ATTEMPTED

Season: 8 vs. Stephen F. Austin (12/1/16)

Career: 8 (2x) last vs. Stephen F. Austin (12/1/16)

3-POINT FIELD GOALS

Season: 1 vs. Mount St. Mary's (11/28/16)

Career: 3 vs. USC (Jan. 4, 2015)^

3-POINT FG ATTEMPTS

Season: 1 (3x) last vs. Ole Miss (2/18/17)

Career: 3 (3x) last vs. USC (01/04/15)^

FREE THROWS MADE

Season: 6 vs. UT Arlington (11/18/16)

Career: 6 vs. UT Arlington (11/18/16)

FREE THROWS ATTEMPTS

Season: 8 (2x) last vs. Mississippi State (1/10/17)

Career: 8 (3x) last vs. Mississippi State (1/10/17)

REBOUNDS

Season: 9 at LSU (2/11/17)

Career: 9 at LSU (2/11/17)

ASSISTS

Season: 4 (2x) last vs. Austin Peay (12/3/16)

Career: 4 (2x) last vs. Southern Illinois (11/14/16)

STEALS

Season: 3 at LSU (2/11/17)

Career: 3 (2x) last at LSU (2/11/17)

BLOCKS

Season: 1 (5x) last at South Carolina (2/15/17)

Career: 2 (2x) last vs. California (02/12/15)^

MINUTES

Season: 28 vs. UT Arlington (11/18/16)

Career: 30 at UCLA (01/31/15)^

^ - at Colorado

» CAREER STATISTICS AT ARKANSAS »

			Total		3-Point		F-Throws		Rebounds											Scoring	
Season	gp-gs	min/avg	fg-fga	pct	fg-fga	pct	ft-fa	pct	off	def	tot	avg	pf	fo	ast	to	blk	stl	pts	avg	
2016-17	28-19	501/17.9	55-117	.470	1-5	.200	42-61	.689	38	79	117	4.2	85	4	30	24	5	18	153	5.5	
TOTAL	28-19	501/17.9	55-117	.470	1-5	.200	42-61	.689	38	79	117	4.2	85	4	30	24	5	18	153	5.5	

at guard... a six-three senior... from Fayetteville, Arkansas... number twenty-one...

MANNY WATKINS



» @ManualeWatkins NEWS & NOTES »

- Scored a career-high 13 points, to go along with three rebounds, two steals and two assists in Arkansas' win over Texas A&M on Feb. 22.
- Tied a career high with five assists in Arkansas' win over Ole Miss on Feb. 18.
- Clinched a road victory at No. 21 South Carolina on a jumper with 23 seconds left as the shot clock expired.
- Scored 10 pts in the first half against Alabama to record his second double-digit scoring effort of the season.
- Was 0-of-8 from behind the arc in his first 92 games as a Razorback, before sinking 10-of-20 (.500) attempts over the last 12 games, including a 3-for-3 performance at Texas A&M on Jan. 17.
- Has 15 turnovers in 598 minutes of action. Averaging one turnover per 39.87 minutes of action.
- Leads the team with 35 steals.
- The 6-3 guard is third on the team in rebounding at 3.7 per game.
- After having six double-digit scoring efforts in his first 76 games, he opened the 2016-17 campaign with a 10-point effort against Fort Wayne.
- Son of Associate Head Coach Melvin Watkins.
- Averaged 5.1 points and 3.0 rebounds per game as a junior.

» GAME-BY-GAME STATS »

Opponent	Date	gs	min	Total		3-Pointers		Free throws		Rebounds										
				fg-fga	pct	3fg-fga	pct	ft-fa	pct	off	def	tot	avg	pf	a	t/o	blk	stl	pts	avg
FORT WAYNE	11/11/16		27	5-6	.833	0-0	.000	0-0	.000	0	3	3	3.0	2	2	0	0	0	10	10.0
SOUTHERN ILLINOIS	11/14/16		21	2-5	.400	0-0	.000	0-0	.000	2	1	3	3.0	2	4	0	0	1	4	7.0
UT ARLINGTON	11/18/16		20	3-5	.600	0-0	.000	1-1	1.000	1	2	3	3.0	0	1	0	0	1	7	7.0
at Minnesota	11/22/16		22	2-6	.333	0-0	.000	0-0	.000	2	2	4	3.3	3	1	1	0	3	4	6.3
MOUNT ST. MARY'S	11/28/16	*	22	4-6	.667	0-0	.000	0-0	.000	2	4	6	3.8	0	4	0	0	2	8	6.6
STEPHEN F. AUSTIN	12/01/16	*	21	4-7	.571	0-0	.000	0-0	.000	1	6	7	4.3	2	1	1	0	2	8	6.8
AUSTIN PEAY	12/03/16	*	16	1-2	.500	0-0	.000	2-2	1.000	0	1	1	3.9	0	3	0	0	1	4	6.4
HOUSTON	12/06/16	*	27	2-6	.333	0-0	.000	2-2	1.000	1	6	7	4.3	1	4	0	0	1	6	6.4
NORTH FLORIDA	12/10/16	*	22	2-6	.333	0-0	.000	3-4	.750	2	2	4	4.2	2	4	2	0	3	7	6.4
vs Texas	12/17/16	*	20	3-4	.750	0-0	.000	0-0	.000	1	3	4	4.2	2	0	1	0	1	6	6.4
NORTH DAKOTA STATE	12/20/16	*	25	1-2	.500	0-0	.000	2-2	1.000	0	6	6	4.4	1	2	1	0	3	4	6.2
vs Sam Houston State	12/22/16	*	16	1-1	1.000	0-0	.000	0-1	.000	0	2	2	4.2	2	1	1	0	2	2	5.8
FLORIDA	12/29/16	*	23	2-5	.400	0-0	.000	0-0	.000	3	3	6	4.3	2	2	0	0	0	4	5.7
at Tennessee	01/03/17	*	21	4-6	.667	0-0	.000	0-2	.000	1	2	3	4.2	1	0	1	0	0	8	5.9
at Kentucky	01/07/17	*	32	4-6	.667	0-0	.000	0-0	.000	1	6	7	4.4	3	1	0	0	0	8	6.0
MISSISSIPPI STATE	01/10/17	*	18	1-2	.500	0-0	.000	0-0	.000	0	0	0	4.1	1	2	1	0	2	2	5.8
MISSOURI	01/14/17	22	3-6	.500	1-4	.250	1-2	.500	1	1	2	4.0	3	1	0	0	0	0	8	5.9
at Texas A&M	01/17/17	23	3-5	.600	3-3	1.000	0-0	.000	1	5	6	4.1	2	2	2	0	0	3	9	6.1
LSU	01/21/17	2	0-0	.000	0-0	.000	0-0	.000	0	0	0	3.9	0	1	0	0	0	0	0	5.7
at Vanderbilt	01/24/17	21	1-3	.333	0-1	.000	0-0	.000	1	1	2	3.8	4	1	1	0	1	2	5.6	
at Oklahoma State	01/28/17	17	2-3	.667	1-2	.500	0-1	.000	0	0	0	3.6	4	0	0	0	1	5	5.5	
ALABAMA	02/01/17	21	2-5	.400	2-4	.500	4-8	.500	1	3	4	3.6	0	2	0	0	3	10	5.7	
at Missouri	02/04/17	22	4-5	.800	1-1	1.000	0-1	.000	1	5	6	3.7	3	2	0	0	1	9	5.9	
VANDERBILT	02/07/17	25	3-6	.500	0-1	.000	0-0	.000	1	3	4	3.8	0	2	0	0	0	0	6	5.9
at LSU	02/11/17	14	2-2	1.000	1-1	1.000	0-0	.000	0	3	3	3.7	3	2	1	0	2	5	5.8	
at South Carolina	2/15/17	*	27	3-4	.750	0-0	.000	0-0	.000	2	2	4	3.7	3	3	1	0	0	6	5.8
OLE MISS	02/18/17	*	26	3-6	.500	0-1	.000	0-0	.000	2	2	4	3.7	2	5	1	0	0	6	5.9
TEXAS A&M	02/22/17	*	25	5-8	.625	1-2	.500	2-2	1.000	2	1	3	3.7	0	2	0	0	2	13	6.1
Totals		15	598	72-128	.563	10-20	.500	17-28	.607	29	75	104	3.7	48	55	15	1	35	171	6.1

Games played: 28
Minutes/game: 21.4
Points/game: 6.1
FG Pct: 56.3
3FG Pct: 50.0
FT Pct: 60.7

Rebounds/game: 3.7
Assists/game: 2.0
Turnovers/game: 0.5
Assist/turnover ratio: 3.7
Steals/game: 1.3
Blocks/game: 0.0

» SEASON/CAREER HIGHS »

POINTS

Season: 13 vs. Texas A&M (2/22/17)
Career: 14 (2x) last at Wake Forest (12/04/15)

FIELD GOALS

Season: 5 (2x) last vs. Texas A&M (2/22/17)
Career: 6 at Wake Forest (12/04/15)

FIELD GOALS ATTEMPTED

Season: 8 vs. Texas A&M (2/22/17)
Career: 10 at Texas A&M (01/02/16)

3-POINT FIELD GOALS

Season: 3 at Texas A&M (1/17/17)
Career: 3 at Texas A&M (1/17/17)

3-POINT FG ATTEMPTS

Season: 4 (2x) last vs. Alabama (2/1/17)
Career: 4 (2x) last vs. Alabama (2/1/17)

FREE THROWS MADE

Season: 4 vs. Alabama (2/1/17)
Career: 4 (2x) last vs. Alabama (2/1/17)

FREE THROWS ATTEMPTS

Season: 8 vs. Alabama (2/1/17)
Career: 8 vs. Alabama (2/1/17)

REBOUNDS

Season: 7 (3x) last at No. 6 Kentucky (1/7/17)
Career: 9 vs. Northwestern State (12/01/15)

ASSISTS

Season: 5 vs. Ole Miss (2/18/17)
Career: 5 (3x) last vs. Ole Miss (2/18/17)

STEALS

Season: 3 (5x) last vs. Alabama (2/1/17)
Career: 5 vs. Wake Forest (11/19/14)

BLOCKS

Season: 1 at South Carolina (2/15/17)
Career: 1 (3x) last vs. Auburn (02/17/16)

MINUTES

Season: 32 at No. 6 Kentucky (1/7/17)
Career: 36 at Dayton (12/30/15)

» CAREER STATISTICS AT ARKANSAS »

			Total		3-Point		F-Throws		Rebounds											Scoring	
Season	gp-gs	min/avg	fg-fga	pct	fg-fga	pct	ft-fa	pct	off	def	tot	avg	pf	fo	ast	to	blk	stl	pts	avg	
2013-14	8-0	27/3.4	2-3	.667	0-0	.000	1-2	.500	1	3	4	0.5	2	0	1	2	0	3	5	0.6	
2014-15	36-0	502/13.9	38-68	.559	0-7	.000	17-24	.708	17	56	73	2.0	54	0	39	28	0	37	93	2.6	
2015-16	32-9	629/19.7	69-145	.476	0-1	.000	25-46	.543	29	67	96	3.0	55	1	66	24	3	28	163	5.1	
2016-17	28-15	598/21.4	72-128	.563	10-20	.500	17-28	.607	29	75	104	3.7	48	0	55	15	1	35	171	6.1	
TOTAL	104-24	1756/16.9	181-344	.526	10-28	.357	60-100	.600	76	201	277	2.7	159	1	161	69	4	103	432	4.2	

at guard... a six-five freshman... from Birmingham, Alabama... number twenty-three...

C.J. JONES



» @CJ_Jones2 NEWS & NOTES »

- Hit a career-high three 3-pointers against Austin Peay, tying a career-high with 11 points. Also swatted three shots in the 99-62 victory.
- Saw his first action in the Southern Illinois game, scoring 11 points on 2-of-4 shooting from behind the arc, 3-of-5 from the field.
- His first two baskets as a Razorback were a wide open 3-pointer 33 seconds after subbing in, followed by an alley-oop dunk from Anton Beard shortly after.
- Sat out the season opener due to an injury (sprained knee).
- Ranked as the No. 6 player in the state of Alabama.
- Led his high school team in scoring his final two seasons.
- Averaged 28 points, 6 rebounds, 4 assists and 3 steals per game as a senior.

» GAME-BY-GAME STATS »

Opponent	Date	qs	min	Total		3-Pointers		Free throws		Rebounds											
				fg-fga	pct	3fg-fga	pct	ft-fla	pct	off	def	tot	avg	pf	a	t/o	blk	stl	pts	avg	
FORT WAYNE	11/11/16	dnp	-	-	-	-	-	-	-	-	-	-	-	-	-	-	-	-	-	-	
SOUTHERN ILLINOIS	11/14/16	17	-	3-5	.600	2-4	.500	3-3	1.000	0	2	2	2.0	2	0	0	0	0	11	11.0	
UT ARLINGTON	11/18/16	dnp	-	-	-	-	-	-	-	-	-	-	-	-	-	-	-	-	-	-	
at Minnesota	11/22/16	4	0-0	.000	-	0-0	.000	0-0	.000	0	0	0	1.0	1	0	1	0	0	0	5.5	
MOUNT ST. MARY'S	11/28/16	14	1-4	.250	1-3	.333	2-2	1.000	0	1	1	1.0	1	1	0	1	0	0	5	5.3	
STEPHEN F. AUSTIN	12/01/16	11	2-5	.400	2-2	1.000	0-0	.000	0	1	1	1.0	1	1	1	1	1	0	6	5.5	
AUSTIN PEAY	12/03/16	15	4-6	.667	3-4	.750	0-0	.000	0	0	0	0.8	2	2	0	3	0	11	6.6		
HOUSTON	12/06/16	7	1-2	.500	1-2	.500	0-0	.000	0	2	2	1.0	1	1	0	0	0	3	6.0		
NORTH FLORIDA	12/10/16	5	0-1	.000	0-1	.000	0-0	.000	0	1	1	1.0	0	1	0	0	0	0	5.1		
vs Texas	12/17/16	dnp	-	-	-	-	-	-	-	-	-	-	-	-	-	-	-	-	-	-	
NORTH DAKOTA STATE	12/20/16	11	0-0	.000	0-0	.000	0-0	.000	0	2	2	1.1	0	0	0	1	0	0	4.5		
vs Sam Houston State	12/22/16	14	3-5	.600	1-2	.500	0-2	.000	0	1	1	1.1	1	0	0	0	0	7	4.8		
FLORIDA	12/29/16	dnp	-	-	-	-	-	-	-	-	-	-	-	-	-	-	-	-	-	-	
at Tennessee	01/03/17	dnp	-	-	-	-	-	-	-	-	-	-	-	-	-	-	-	-	-	-	
at Kentucky	01/07/17	1	0-0	.000	0-0	.000	0-0	.000	0	0	0	1.0	0	0	0	0	0	0	4.3		
MISSISSIPPI STATE	01/10/17	5	0-1	.000	0-1	.000	0-0	.000	0	0	0	0.9	0	0	0	0	0	0	3.9		
MISSOURI	01/14/17	5	2-2	1.000	2-2	1.000	0-0	.000	0	1	1	0.9	1	0	0	0	1	6	4.1		
at Texas A&M	01/17/17	dnp	-	-	-	-	-	-	-	-	-	-	-	-	-	-	-	-	-	-	
LSU	01/21/17	3	0-1	.000	0-1	.000	0-0	.000	0	0	0	0.8	1	0	0	0	0	0	3.8		
at Vanderbilt	01/24/17	dnp	-	-	-	-	-	-	-	-	-	-	-	-	-	-	-	-	-	-	
at Oklahoma State	01/28/17	2	0-0	.000	0-0	.000	0-0	.000	0	0	0	0.8	0	0	1	0	0	0	3.5		
ALABAMA	02/01/17	4	1-3	.333	0-1	.000	0-0	.000	0	0	0	0.7	0	0	0	0	0	2	3.4		
at Missouri	02/04/17	dnp	-	-	-	-	-	-	-	-	-	-	-	-	-	-	-	-	-	-	
VANDERBILT	02/07/17	dnp	-	-	-	-	-	-	-	-	-	-	-	-	-	-	-	-	-	-	
at LSU	02/11/17	dnp	-	-	-	-	-	-	-	-	-	-	-	-	-	-	-	-	-	-	
at South Carolina	2/15/17	dnp	-	-	-	-	-	-	-	-	-	-	-	-	-	-	-	-	-	-	
OLE MISS	02/18/17	2	0-0	.000	0-0	.000	0-0	.000	0	0	0	0.7	0	0	0	0	0	0	3.2		
TEXAS A&M	02/22/17	0	0-0	.000	0-0	.000	0-0	.000	0	0	0	0.6	0	0	0	0	0	0	3.0		
Totals		0	120	17-35	.486	12-23	.522	5-7	.714	0	11	11	0.6	11	6	4	5	1	51	3.0	

Games played: 17
Minutes/game: 7.1
Points/game: 3.0
FG Pct: 48.6
3FG Pct: 52.2
FT Pct: 71.4

Rebounds/game: 0.6
Assists/game: 0.4
Turnovers/game: 0.2
Assist/turnover ratio: 1.5
Steals/game: 0.1
Blocks/game: 0.3

» SEASON/CAREER HIGHS »

POINTS

Season: 11 (2x) last vs. Austin Peay (12/3/16)

Career: 11 (2x) last vs. Austin Peay (12/3/16)

FIELD GOALS

Season: 4 vs. Austin Peay (12/3/16)

Career: 4 vs. Austin Peay (12/3/16)

FIELD GOALS ATTEMPTED

Season: 6 vs. Austin Peay (12/3/16)

Career: 6 vs. Austin Peay (12/3/16)

3-POINT FIELD GOALS

Season: 3 vs. Austin Peay (12/3/16)

Career: 3 vs. Austin Peay (12/3/16)

3-POINT FG ATTEMPTS

Season: 4 (2x) last vs. Austin Peay (12/3/16)

Career: 4 (2x) last vs. Austin Peay (12/3/16)

FREE THROWS MADE

Season: 3 vs. Southern Illinois (11/14/16)

Career: 3 vs. Southern Illinois (11/14/16)

FREE THROWS ATTEMPTS

Season: 3 vs. Southern Illinois (11/14/16)

Career: 3 vs. Southern Illinois (11/14/16)

REBOUNDS

Season: 2 (3x) last vs. North Dakota State (12/20/16)

Career: 2 (3x) last vs. North Dakota State (12/20/16)

ASSISTS

Season: 2 vs. Austin Peay (12/3/16)

Career: 2 vs. Austin Peay (12/3/16)

STEALS

Season: 1 vs. Missouri (1/14/17)

Career: 1 vs. Missouri (1/14/17)

BLOCKS

Season: 3 vs. Austin Peay (12/3/16)

Career: 3 vs. Austin Peay (12/3/16)

MINUTES

Season: 17 vs. Southern Illinois (11/14/16)

Career: 17 vs. Southern Illinois (11/14/16)

» CAREER STATISTICS AT ARKANSAS »

Season	gp-gs	min/avg	Total fg-fga	pct	3-Point fg-fga	pct	F-Throws ft-fla	pct	Rebounds off def tot	avg	pf	fo	ast	to	blk	stl	Scoring pts	avg
2016-17	17-0	120/7.1	17-35	.486	12-23	.522	5-7	.714	0	11	11	0.6	11	0	6	4	51	3.0
TOTAL	17-0	120/7.1	17-35	.486	12-23	.522	5-7	.714	0	11	11	0.6	11	0	6	4	51	3.0

at guard... a six-foot junior... from North Little Rock, Arkansas... number thirty one...

ANTON BEARD



» @AntonBeard31 NEWS & NOTES »

- Scored in double-figures in 11 of the last 18 games.
- Has an offensive board in 17 games this season.
- Tied a season-high with 16 points against LSU on Jan. 21, shooting 5-of-7 from the field, 2-of-2 from behind the arc and sinking all four free throws.
- His line of 16 points, 7 assists and 0 turnovers against LSU was the first by a Razorback in six seasons.
- Recorded 16 points against Sam Houston State in his hometown of North Little Rock on Dec. 22.
- The six-foot junior has brought down multiple rebounds in 13 of the last 19 games and 3+ rebounds in eight games.
- Scored 12 points in the second half against UT Arlington.
- Scored a career high 18 points at Georgia (1/23/16) last season on 5-of-9 shooting from the field.

» GAME-BY-GAME STATS »

Opponent	Date	gs	min	Total fg-fga	pct	3-Pointers fg-fga	pct	Free throws ft-fa	pct	Rebounds			off	def	tot	avg	pf	a	t/o	blk	stl	pts	avg
FORT WAYNE	11/11/16	16	4-6	.667	2-3	.667	2-3	.667	0	1	1	1.0	4	3	0	0	2	12	12.0				
SOUTHERN ILLINOIS	11/14/16	17	2-6	.333	1-4	.250	0-0	.000	1	0	1	1.0	1	6	1	0	1	5	8.5				
UT ARLINGTON	11/18/16	18	4-8	.500	2-3	.667	2-2	1.000	1	5	6	2.7	2	2	0	0	0	12	9.7				
at Minnesota	11/22/16	20	2-6	.333	0-1	.000	0-0	.000	5	0	5	3.3	1	2	1	0	0	4	8.3				
MOUNT ST. MARY'S	11/28/16	* 23	4-8	.500	2-3	.667	1-2	.500	3	1	4	3.4	0	3	1	0	0	11	8.8				
STEPHEN F. AUSTIN	12/01/16	* 23	2-5	.400	0-2	.000	5-6	.833	1	2	3	3.3	3	3	2	0	4	9	8.8				
AUSTIN PEAY	12/03/16	17	2-9	.222	1-4	.250	2-2	1.000	2	2	4	3.4	2	4	1	0	1	7	8.6				
HOUSTON	12/06/16	24	3-6	.500	0-2	.000	3-5	.600	1	1	2	3.3	2	1	1	0	2	9	8.6				
NORTH FLORIDA	12/10/16	20	3-8	.375	0-3	.000	0-0	.000	0	0	0	2.9	0	2	1	0	1	6	8.3				
vs Texas	12/17/16	23	2-9	.222	0-2	.000	2-2	1.000	2	3	5	3.1	3	2	2	0	0	6	8.1				
NORTH DAKOTA STATE	12/20/16	24	3-7	.429	3-6	.500	2-2	1.000	0	1	1	2.9	3	0	2	0	0	11	8.4				
vs Sam Houston State	12/22/16	18	4-6	.667	2-3	.667	6-8	.750	2	1	3	2.9	1	1	0	0	0	16	9.0				
FLORIDA	12/29/16	24	3-5	.600	1-2	.500	3-3	1.000	0	0	0	2.7	2	1	2	0	2	10	9.1				
at Tennessee	01/03/17	25	6-8	.750	0-0	.000	4-5	.800	1	2	3	2.7	2	2	1	0	1	16	9.6				
at Kentucky	01/07/17	22	1-7	.143	0-2	.000	2-5	.400	0	0	0	2.5	4	1	0	0	0	4	9.2				
MISSISSIPPI STATE	01/10/17	26	4-9	.444	2-4	.500	1-1	1.000	1	1	2	2.5	2	2	0	0	2	11	9.3				
MISSOURI	01/14/17	* 27	3-5	.600	1-2	.500	4-4	1.000	0	2	2	2.5	5	3	4	0	1	11	9.4				
at Texas A&M	01/17/17	* 21	1-3	.333	0-1	.000	0-0	.000	1	0	1	2.4	1	0	2	0	1	2	9.0				
LSU	01/21/17	* 34	5-7	.714	2-2	1.000	4-4	1.000	0	2	2	2.4	4	7	0	0	0	16	9.4				
at Vanderbilt	01/24/17	* 23	4-8	.500	2-4	.500	1-5	.200	1	2	3	2.4	2	0	1	0	2	11	9.5				
at Oklahoma State	01/28/17	* 28	3-7	.429	2-3	.667	3-4	.750	0	2	2	2.4	3	1	2	0	1	11	9.5				
ALABAMA	02/01/17	* 27	2-8	.250	1-4	.250	0-0	.000	1	3	4	2.5	1	2	3	0	1	5	9.3				
at Missouri	02/04/17	* 26	2-2	1.000	1-1	1.000	0-1	.000	0	0	0	2.3	5	2	1	0	0	5	9.1				
VANDERBILT	02/07/17	* 28	0-8	.000	0-4	.000	0-0	.000	0	0	0	2.3	2	0	0	0	1	0	8.8				
at LSU	02/11/17	* 24	2-3	.667	1-1	1.000	6-6	1.000	0	1	1	2.2	2	4	3	0	2	11	8.8				
at South Carolina	2/15/17	5	0-0	.000	0-0	.000	0-0	.000	1	0	1	2.2	0	0	1	0	0	0	8.5				
OLE MISS	02/18/17	20	3-8	.375	3-6	.500	2-2	1.000	1	1	2	2.1	1	4	0	0	1	11	8.6				
TEXAS A&M	02/22/17	21	2-6	.333	1-4	.250	0-0	.000	1	2	3	2.2	1	2	0	0	1	5	8.5				
Totals		11	624	76-178	.427	30-76	.395	55-72	.764	26	35	61	2.2	59	60	32	0	27	237				8.5

Games played: 28
Minutes/game: 22.3
Points/game: 8.5
FG Pct: 42.7
3FG Pct: 39.5
FT Pct: 76.4

Rebounds/game: 2.2
Assists/game: 2.1
Turnovers/game: 1.1
Assist/turnover ratio: 1.9
Steals/game: 1.0

» SEASON/CAREER HIGHS »

POINTS

Season: 16 (3x) last vs. LSU (1/21/17)

Career: 18 at Georgia (1/23/16)

FIELD GOALS

Season: 6 at Tennessee (1/3/17)

Career: 6 at Tennessee (1/3/17)

FIELD GOALS ATTEMPTED

Season: 9 (3x) last vs. Mississippi State (1/10/17)

Career: 13 at Dayton (12/30/15)

3-POINT FIELD GOALS

Season: 3 (2x) last vs. Ole Miss (2/18/17)

Career: 4 at Ole Miss (2/14/15)

3-POINT FG ATTEMPTS

Season: 6 (2x) last vs. Ole Miss (2/18/17)

Career: 7 at Dayton (12/30/15)

FREE THROWS MADE

Season: 6 (2x) last at LSU (2/11/17)

Career: 7 at Georgia (1/23/16)

FREE THROWS ATTEMPTS

Season: 8 vs. Sam Houston State (12/22/16)

Career: 9 at Georgia (1/23/16)

REBOUNDS

Season: 6 vs. UT Arlington (11/18/16)

Career: 7 vs. Delaware State (11/21/15)

ASSISTS

Season: 7 vs. LSU (1/21/17)

Career: 7 vs. LSU (1/21/17)

STEALS

Season: 4 vs. Stephen F. Austin (12/1/16)

Career: 5 vs. Milwaukee (12/22/14)

BLOCKS

Season: --

Career: 1 at Missouri (1/12/16)

MINUTES

Season: 34 vs. LSU (1/21/17)

Career: 34 vs. LSU (1/21/17)

» CAREER STATISTICS AT ARKANSAS »

			Total		3-Point		F-Throws		Rebounds											Scoring	
Season	gp-gs	min/avg	fg-fga	pct	fg-fga	pct	ft-fa	pct	off	def	tot	avg	pf	fo	ast	to	blk	stl	pts	avg	
2014-15	35-16	662/18.9	66-172	.384	31-88	.352	35-55	.636	31	36	67	1.9	84	4	53	32	0	35	198	5.7	
2015-16	23-1	481/20.9	57-164	.348	19-66	.288	27-42	.643	13	40	53	2.3	53	2	41	17	2	24	160	7.0	
2016-17	28-11	624/22.3	76-178	.427	30-76	.395	55-72	.764	26	35	61	2.2	59	2	60	32	0	27	237	8.5	
TOTAL	86-28	1767/20.5	199-514	.387	80-230	.348	117-169	.692	70	111	181	2.1	196	8	154	81	2	86	595	6.9	

at forward... a six-ten senior... from Abuja, Nigeria... number thirty-three...

MOSES KINGSLEY



@KingMoses_ NEWS & NOTES »

- Recorded his 6th double-double of the season, 23rd of his career, in Arkansas' win over Texas A&M on Feb. 22.
- Became the 40th player in school history to hit the century mark in career scoring with a 24-point performance against LSU on Jan. 21.
- Is one of two players (Oliver Miller) in program history to reach 1,000 points, 600 rebounds and 200 blocks.
- Is on pace to finish among the top 25 scorers in Razorback history.
- Is shooting 50.0 percent (6-12) from deep this season.
- Is T-16th in the country with four games of 5-plus blocks and T-6th with 15 games of 3+ blocks.
- The SEC's active leader in career blocked shots (239), Kingsley leads the SEC this season and ranks 11th in the country with 2.71 blocks per game.
- Is currently second in the SEC in career double-doubles with 23.
- Has 20 games this season with multiple blocks, four with five or more swats.
- Has 3+ blocks in 15 games this season, including nine of the last 17.
- Finished one rebound, one point and three blocks away from his first triple-double in the season opener.
- Preseason SEC Player of the Year (Media). Third in school history (Ronnie Brewer/Joe Johnson).
- Preseason first team All-SEC (Coaches).
- On watch lists for the Wooden Award, Naismith Trophy, Kareem Abdul-Jabbar Award and Lute Olson Award.

» GAME-BY-GAME STATS »

Opponent	Date	gs	min	Total		3-Pointers		Free throws		Rebounds				pts	avg
				fg-fga	pct	3fg-fga	pct	ft-fga	pct	off	def	tot	avg		
FORT WAYNE	11/11/16	*	28	4-9	.444	0-0	.000	1-2	.500	3	6	9	9.0	4	9.0
SOUTHERN ILLINOIS	11/14/16	*	22	4-10	.400	0-1	.000	7-7	1.000	1	6	7	8.0	1	10.0
UT ARLINGTON	11/18/16	*	30	2-5	.400	0-0	.000	1-2	.500	1	2	3	6.3	4	9.7
at Minnesota	11/22/16	*	27	3-8	.375	0-0	.000	4-5	.800	2	8	10	7.3	5	9.8
MOUNT ST. MARY'S	11/28/16	*	26	3-8	.375	0-0	.000	3-6	.500	5	8	13	8.4	3	10.9
STEPHEN F. AUSTIN	12/01/16	*	29	4-5	.800	0-0	.000	4-5	.800	1	5	6	8.0	2	12.0
AUSTIN PEAY	12/03/16	*	22	4-7	.571	1-1	1.000	4-4	1.000	3	4	7	7.9	3	10.4
HOUSTON	12/06/16	*	27	6-9	.667	0-0	.000	2-3	.667	4	5	9	8.0	2	13.0
NORTH FLORIDA	12/10/16	*	26	5-7	.714	0-0	.000	3-4	.750	2	8	10	8.2	4	13.1
vs Texas	12/17/16	*	32	2-8	.250	0-0	.000	3-3	1.000	1	9	10	8.4	1	10.7
NORTH DAKOTA STATE	12/20/16	*	27	4-10	.400	0-1	.000	3-3	1.000	1	7	8	8.4	3	11.0
vs Sam Houston State	12/22/16	*	23	5-9	.556	0-0	.000	7-9	.778	3	4	7	8.3	1	11.3
FLORIDA	12/29/16	*	32	5-15	.333	0-0	.000	3-6	.500	5	9	14	8.7	3	13.1
at Tennessee	01/03/17	*	31	3-10	.300	0-0	.000	1-5	.200	0	10	10	8.8	1	11.1
at Kentucky	01/07/17	*	33	4-8	.500	1-1	1.000	5-5	1.000	1	6	7	8.7	4	14.1
MISSISSIPPI STATE	01/10/17	*	29	7-12	.583	1-2	.500	4-6	.667	1	3	4	8.4	5	19.1
MISSOURI	01/14/17	*	28	4-9	.444	0-0	.000	2-3	.667	3	5	8	8.4	1	11.6
at Texas A&M	01/17/17	*	28	4-10	.400	1-1	1.000	3-4	.750	3	1	4	8.1	3	12.1
LSU	01/21/17	*	29	10-18	.556	1-1	1.000	3-7	.429	3	4	7	8.1	2	24.3
at Vanderbilt	01/24/17	*	30	4-7	.571	0-1	.000	2-3	.667	1	10	11	8.2	3	12.2
at Oklahoma State	01/28/17	*	27	3-11	.273	0-1	.000	4-5	.800	2	2	4	8.0	2	12.1
ALABAMA	02/01/17	*	27	2-4	.500	0-0	.000	11-12	.917	1	5	6	7.9	3	15.2
at Missouri	02/04/17	*	23	1-3	.333	0-0	.000	2-3	.667	1	1	2	7.7	3	11.9
VANDERBILT	02/07/17	*	34	3-7	.429	1-2	.500	4-6	.667	4	2	6	7.6	3	11.8
at LSU	02/11/17	*	29	2-4	.500	0-0	.000	5-6	.833	0	5	5	7.5	2	9.1
at South Carolina	2/15/17	*	29	5-9	.556	0-0	.000	6-7	.857	2	5	7	7.5	1	16.0
OLE MISS	02/18/17	*	28	3-4	.750	0-0	.000	8-8	1.000	4	9	13	7.7	3	14.1
TEXAS A&M	02/22/17	*	28	3-14	.214	0-0	.000	4-4	1.000	4	6	10	7.8	4	11.9
Totals			28	784	109-240	.454	6-12	.500	109-143	.762	62	155	217	78	20.3

Games played: 28
Minutes/game: 28.0
Points/game: 11.9
FG Pct: 45.4
3FG Pct: 50.0
FT Pct: 76.2

Rebounds/game: 7.8
Assists/game: 1.5
Turnovers/game: 2.0
Assist/turnover ratio: 0.8
Steals/game: 0.7
Blocks/game: 2.7

» SEASON/CAREER HIGHS »

POINTS

Season: 24 vs. LSU (1/21/17)
Career: 26 at Dayton (12/30/15)

FIELD GOALS

Season: 10 vs. LSU (1/21/17)
Career: 11 vs. North Florida (12/22/15)

FIELD GOALS ATTEMPTED

Season: 18 vs. LSU (1/21/17)
Career: 18 vs. LSU (1/21/17)

3-POINT FIELD GOALS

Season: 1 (5x) last vs. LSU (1/21/17)
Career: 1 (6x) last vs. LSU (1/21/17)

3-POINT FG ATTEMPTS

Season: 2 vs. Mississippi State (1/10/17)
Career: 2 vs. Mississippi State (1/10/17)

FREE THROWS MADE

Season: 11 vs. Alabama (2/1/17)
Career: 11 vs. Alabama (2/1/17)

FREE THROWS ATTEMPTS

Season: 12 vs. Alabama (2/1/17)
Career: 14 vs. Auburn (2/17/16)

REBOUNDS

Season: 14 vs. No. 25 Florida (12/29/16)
Career: 14 (3x) last vs. No. 25 Florida (12/29/16)

ASSISTS

Season: 5 vs. Austin Peay (12/3/16)
Career: 5 vs. Austin Peay (12/3/16)

STEALS

Season: 3 vs. Vanderbilt (2/7/17)
Career: 4 (2x) last vs. Auburn (2/17/16)

BLOCKS

Season: 7 vs. Fort Wayne (11/11/16)
Career: 8 vs. Tennessee Tech (12/12/15)

MINUTES

Season: 33 at No. 6 Kentucky (1/7/17)
Career: 40 at Dayton (12/30/15)

» CAREER STATISTICS AT ARKANSAS »

			Total		3-Point		F-Throws		Rebounds										Scoring	
Season	gp-gs	min/avg	fg-fga	pct	fg-fga	pct	ft-fga	pct	off	def	tot	avg	pf	fo	ast	to	blk	stl	pts	avg
2013-14	32-0	368/11.5	43-81	.531	1-2	.500	41-63	.651	39	63	102	3.2	41	0	7	14	49	14	128	4.0
2014-15	36-4	391/10.9	49-101	.485	0-0	.000	33-53	.623	45	45	90	2.5	56	0	11	23	38	15	131	3.6
2015-16	32-31	945/29.5	183-334	.548	0-0	.000	142-223	.637	103	196	299	9.3	94	4	39	65	76	36	508	15.9
2016-17	28-28	784/28.0	109-240	.454	6-12	.500	109-143	.762	62	155	217	7.8	76	2	42	56	76	20	333	11.9
TOTAL	128-63	2488/19.4	384-756	.508	7-14	.500	325-482	.674	249	459	708	5.5	267	6	99	158	239	85	1100	8.6

GAME 1

Arkansas vs Fort Wayne

Nov. 11, 2016 at 7 p.m. at Fayetteville, Ark. (Bud Walton Arena)

Fort Wayne 83 • 0-1

#	Player	Total		3-Ptr		Rebounds			PF	TP	A	TO	Blk	Stl	Min
		FG-FGA	FG-FGA	FT-FTA	Off	Def	Tot								
02	Stewart, Deangelo	f	1-9	1-6	0-0	2	2	4	3	3	0	1	0	1	22
45	Calhoun, Brent	c	1-7	0-0	2-2	2	4	6	3	4	0	1	0	0	25
00	Evans, Mo	g	5-10	1-4	2-2	0	1	1	2	13	3	4	0	1	25
01	Scott, Bryson	g	2-10	2-7	7-14	2	4	6	4	13	3	5	0	1	27
55	Konchar, John	g	4-8	1-1	8-10	5	7	12	2	17	4	1	1	2	37
05	Charles Ruise Jr		0-4	0-3	0-1	1	0	1	1	0	0	0	0	0	12
13	Levitich, Jax		0-0	0-0	0-0	0	1	1	0	0	0	0	0	0	2
22	Taylor, Xzavier		5-8	0-0	2-5	3	0	3	4	12	0	0	0	0	15
32	Harrell, Kason		4-7	3-6	3-4	1	2	3	1	4	1	0	1	0	25
34	Talla, Racine		3-6	1-1	0-2	3	0	3	4	7	1	0	0	0	10
Team						2	3	5							
Totals			25-69	9-28	24-40	21	24	45	24	83	12	12	2	5	200

FG % 1st Half: 15-37 40.5% 2nd half: 10-32 31.3% Game: 25-69 36.2% Deadball Rebounds 8,3
 3FG % 1st Half: 6-18 33.3% 2nd half: 3-10 30.0% Game: 9-28 32.1%
 FT % 1st Half: 9-18 50.0% 2nd half: 15-22 68.2% Game: 24-40 60.0%

Arkansas 92 • 1-0

#	Player	Total		3-Ptr		Rebounds			PF	TP	A	TO	Blk	Stl	Min
		FG-FGA	FG-FGA	FT-FTA	Off	Def	Tot								
13	Thomas, Dustin	f	4-6	0-0	2-3	1	5	6	5	10	0	3	0	0	18
33	Kingsley, Moses	f	4-9	0-0	1-2	3	6	9	4	9	3	0	7	1	28
00	Barford, Jaylen	g	4-9	1-1	1-2	1	4	5	3	10	4	2	0	1	27
03	Hannahs, Dusty	g	7-17	1-6	8-10	1	0	1	1	23	2	1	0	1	30
04	Macon, Daryl	g	5-11	2-6	1-2	2	5	7	3	13	5	4	0	4	33
01	Thompson, Trey		2-2	0-0	1-2	0	4	4	3	5	1	0	2	0	13
02	Bailey, Adrio		0-0	0-0	0-0	0	1	1	1	0	0	1	0	0	3
05	Cook, Arlando		0-0	0-0	0-0	0	0	0	3	0	0	2	0	0	5
21	Watkins, Manuale		5-6	0-0	0-0	0	3	3	2	10	2	0	0	0	27
31	Beard, Anton		4-6	2-3	2-3	0	1	1	4	12	3	0	0	2	16
Team						2	0	2							
Totals			35-66	6-16	16-24	10	29	39	29	92	20	13	9	9	200

FG % 1st Half: 18-30 60.0% 2nd half: 17-36 47.2% Game: 35-66 53.0% Deadball Rebounds 2,2
 3FG % 1st Half: 5-8 62.5% 2nd half: 1-8 12.5% Game: 6-16 37.5%
 FT % 1st Half: 10-13 76.9% 2nd half: 6-11 54.5% Game: 16-24 66.7%

Officials: Mike Nance, Brian Shey, Rob Rorke
 Technical fouls: Fort Wayne-None. Arkansas-None.
 Attendance: 13787
 Estimated Actual Attendance: 7,504
 Fouled out: Arkansas #13, Thomas (1:35)

Score by periods	1st	2nd	Total
Fort Wayne	45	38	83
Arkansas	51	41	92

Last FG - FW 2nd-00:33, AR 2nd-01:00.
 Largest lead - FW by 6 1st-08:06, AR by 15 2nd-02:42.
 FW led for 07:16. AR led for 31:22. Game was tied for 00:52.

Score tied - 4 times.
 Lead changed - 4 times.

GAME 3

Arkansas vs UT Arlington

Nov. 18, 2016 at 7 p.m. at Fayetteville, Ark. (Bud Walton Arena)

UT Arlington 67 • 1-3

#	Player	Total		3-Ptr		Rebounds			PF	TP	A	TO	Blk	Stl	Min
		FG-FGA	FG-FGA	FT-FTA	Off	Def	Tot								
34	Pope, Faith	f	1-5	0-1	3-4	2	3	5	3	5	0	0	1	2	13
45	Bilbao, Jorge	f	1-4	0-0	2-2	6	3	9	3	4	0	2	0	0	28
01	Neal, Erick	g	5-10	2-5	3-4	1	2	3	2	15	3	4	0	2	29
04	Charles, Drew	g	4-6	3-5	0-0	0	1	1	1	11	2	2	0	0	26
10	Jones, Jalen	g	3-10	3-6	1-2	2	1	3	4	10	2	1	0	0	26
02	Bryant, DJ		1-2	0-1	0-0	0	0	0	2	2	2	1	0	1	11
03	Hawkins, Nathan		1-2	0-1	0-0	0	1	1	3	2	0	1	1	0	14
05	Wilson, Kaelon		3-8	2-5	0-0	0	2	2	1	8	2	3	1	1	22
13	Kiris, Erkam		0-0	0-0	0-0	0	1	1	0	0	0	0	0	0	2
20	Harris, Julian		1-3	0-0	0-0	1	1	2	1	2	0	0	0	0	6
22	Kabadyundi, Link		0-1	0-0	0-0	0	0	0	1	0	0	0	0	0	5
25	Hervy, Kevin		3-8	2-5	0-0	0	3	3	4	8	1	3	0	0	18
Team						2	2	4							
Totals			23-59	12-29	9-12	14	20	34	25	67	12	18	3	6	200

FG % 1st Half: 15-31 48.4% 2nd half: 8-28 28.6% Game: 23-59 39.0% Deadball Rebounds 2,1
 3FG % 1st Half: 8-15 53.3% 2nd half: 4-14 28.6% Game: 12-29 41.4%
 FT % 1st Half: 5-6 83.3% 2nd half: 4-6 66.7% Game: 9-12 75.0%

Arkansas 71 • 3-0

#	Player	Total		3-Ptr		Rebounds			PF	TP	A	TO	Blk	Stl	Min
		FG-FGA	FG-FGA	FT-FTA	Off	Def	Tot								
13	Thomas, Dustin	f	1-3	0-0	6-8	2	4	6	4	8	2	1	1	2	28
33	Kingsley, Moses	c	2-5	0-0	1-2	1	2	3	4	5	1	3	4	1	30
00	Barford, Jaylen	g	6-12	1-2	4-6	3	3	6	1	17	2	6	0	3	31
03	Hannahs, Dusty	g	2-10	2-7	5-6	1	0	1	1	11	2	0	0	1	27
04	Macon, Daryl	g	2-6	0-3	3-4	0	2	2	4	7	0	1	0	2	26
01	Thompson, Trey		1-2	0-0	1-1	3	1	4	2	3	0	2	0	0	7
05	Cook, Arlando		0-2	0-0	1-2	1	0	1	0	1	0	1	1	1	13
21	Watkins, Manuale		3-5	0-0	1-1	1	2	3	0	7	1	0	0	1	20
31	Beard, Anton		4-8	2-3	2-2	1	5	6	2	12	2	0	0	0	18
Team						1	2	3							
Totals			21-53	5-15	24-32	14	21	35	18	71	10	14	6	11	200

FG % 1st Half: 9-29 31.0% 2nd half: 12-24 50.0% Game: 21-53 39.6% Deadball Rebounds 5,2
 3FG % 1st Half: 2-9 22.2% 2nd half: 3-6 50.0% Game: 5-15 33.3%
 FT % 1st Half: 12-15 80.0% 2nd half: 12-17 70.6% Game: 24-32 75.0%

Officials: Olandis Poole, Rusty Phillips, Garrick Shannon
 Technical fouls: UT Arlington-None. Arkansas-None.
 Attendance: 13587
 Estimated Actual Attendance: 6623

Score by periods	1st	2nd	Total
UT Arlington	43	24	67
Arkansas	32	39	71

Last FG - UTA 2nd-00:41, AR 2nd-00:58.
 Largest lead - UTA by 17 1st-12:37, AR by 7 2nd-10:36.
 UTA led for 26:34. AR led for 11:37. Game was tied for 01:49.

Score tied - 3 times.
 Lead changed - 1 time.

GAME 2

Arkansas vs Southern Illinois

Nov. 14, 2016 at 7 p.m. at Fayetteville, Ark. (Bud Walton Arena)

Southern Illinois 65 • 0-2

#	Player	Total		3-Ptr		Rebounds			PF	TP	A	TO	Blk	Stl	Min
		FG-FGA	FG-FGA	FT-FTA	Off	Def	Tot								
33	O'Brien, Sean	f	3-8	0-1	0-0	0	2	2	4	6	0	4	0	0	21
40	Boi, Thik	f	3-9	0-0	3-4	4	8	12	1	9	1	2	1	1	28
01	Rodriguez, Mike	g	0-7	0-2	4-6	1	1	2	1	4	4	1	0	1	25
05	Vincent, Leo	g	3-8	2-5	2-2	0	4	4	3	10	1	1	0	0	31
22	Fletcher, Armon	g	5-7	3-4	0-0	2	3	5	3	13	1	3	0	3	32
00	Wiley, Jonathan		1-4	0-1	0-0	0	2	2	1	2	0	3	0	0	9
10	Cook, Aaron		1-2	0-1	4-4	0	0	0	0	6	3	1	0	2	18
13	Lloyd, Sean		4-9	1-3	1-2	0	1	1	2	10	0	0	0	1	15
15	Weihert, Austin		1-2	0-1	1-2	0	0	0	1	3	0	2	0	0	11
24	Stradnieks, Rudy		1-4	0-0	0-0	3	0	3	0	2	0	0	0	1	10
Team						2	1	3							
Totals			22-60	6-18	15-20	12	22	34	16	65	10	17	1	9	200

FG % 1st Half: 8-33 24.2% 2nd half: 14-27 51.9% Game: 22-60 36.7% Deadball Rebounds 3
 3FG % 1st Half: 3-10 30.0% 2nd half: 3-8 37.5% Game: 6-18 33.3%
 FT % 1st Half: 6-8 75.0% 2nd half: 9-12 75.0% Game: 15-20 75.0%

Arkansas 90 • 2-0

#	Player	Total		3-Ptr		Rebounds			PF	TP	A	TO	Blk	Stl	Min
		FG-FGA	FG-FGA	FT-FTA	Off	Def	Tot								
13	Thomas, Dustin	f	1-3	0-0	0-0	1	0	1	1	2	4	0	0	0	18
33	Kingsley, Moses	f	4-10	0-1	7-7	1	6	7	1	15	0	1	5	1	22
00	Barford, Jaylen	g	4-7	1-2	0-2	0	2	2	2	9	2	2	0	0	22
03	Hannahs, Dusty	g	5-7	5-6	4-4	1	4	5	2	19	1	1	0	0	20
04	Macon, Daryl	g	4-6	4-6	0-0	0	2	2	2	12	5	0	1	1	20
01	Thompson, Trey		1-3	0-0	2-2	1	3	4	3	4	1	1	0	1	15
02	Bailey, Adrio		0-1	0-0	0-2	1	0	1	1	0	0	3	0	0	

GAME

5

Arkansas vs Mount St. Mary's
Nov. 28, 2016 at 7 p.m. at Fayetteville, Ark. (Bud Walton Arena)

Mount St. Mary's 76 • 1-7

#	Player	Total		3-Ptr		Rebounds			PF	TP	A TO Blk Stl				Min
		FG-FGA	FG-FGA	FT-FTA	FT-FTA	Off	Def	Tot			A	TO	Blk	Stl	
05	Wray,Chris	f	3-5	0-0	1-4	1	3	4	1	7	1	0	0	1	30
01	Salah,Mawdo	c	4-5	0-0	0-0	2	3	5	4	8	1	0	1	0	22
00	Robinson,Junior	g	2-8	2-5	1-2	0	0	0	4	7	3	3	1	0	37
23	Alexander,Greg	g	5-11	2-8	0-0	2	2	4	1	12	0	1	0	1	28
55	Long,Elijah	g	6-17	2-4	10-10	0	7	7	3	24	7	5	0	0	36
04	Nwando,Khalid		0-0	0-0	0-0	0	1	1	0	0	0	0	0	0	4
10	Wilson,Miles		1-1	1-1	0-0	0	1	1	4	3	1	1	0	0	15
11	Miller,Will		3-10	3-10	0-0	0	3	3	2	9	0	0	0	0	16
12	Glover,Charles		2-3	0-1	0-0	0	0	0	0	4	0	0	0	0	6
20	Gurdon,Sean		0-0	0-0	0-0	0	0	0	0	0	1	0	0	0	1
21	Miller,Randy		0-0	0-0	0-0	0	0	0	0	0	1	1	0	1	3
25	Thurstun,Bryce		0-0	0-0	0-0	0	1	1	0	0	0	0	0	0	1
54	Gomes,Ryan		1-1	0-0	0-0	0	0	0	1	2	0	0	0	0	1
Team						2	2	4							
Totals			27-61	10-29	12-16	7	23	30	21	76	15	11	2	3	200
FG % 1st Half:		15-30	50.0%	2nd half:	12-31	38.7%	Game:		27-61	44.3%	Deadball Rebounds				
3FG % 1st Half:		4-11	36.4%	2nd half:	6-18	33.3%	Game:		10-29	34.5%	3,1				
FT % 1st Half:		3-3	100.0	2nd half:	9-13	69.2%	Game:		12-16	75.0%					

Arkansas 89 • 4-1

#	Player	Total		3-Ptr		Rebounds			PF	TP	A TO Blk Stl				Min
		FG-FGA	FG-FGA	FT-FTA	FT-FTA	Off	Def	Tot			A	TO	Blk	Stl	
13	Thomas, Dustin	f	6-7	1-1	0-0	1	4	5	3	13	1	0	0	1	23
33	Kingsley, Moses	f	3-8	0-0	3-6	5	8	13	3	9	4	3	1	0	26
03	Hannahs, Dusty	g	4-14	0-5	4-4	1	1	2	1	12	1	1	0	1	20
21	Watkins, Manuale	g	4-6	0-0	0-0	2	4	6	0	8	4	0	0	2	22
31	Beard, Anton	g	4-8	2-3	1-2	3	1	4	0	11	3	1	0	0	23
00	Barford, Jaylen		5-8	2-4	1-1	0	1	1	2	13	1	0	0	2	23
01	Thompson, Trey		0-1	0-0	0-0	1	4	5	3	0	1	0	0	1	13
02	Bailey, Adrio		0-0	0-0	0-0	0	0	0	0	0	1	0	0	1	4
04	Macon, Daryl		4-7	2-3	5-6	0	0	0	3	15	2	1	0	0	18
05	Cook, Arlando		1-4	0-0	1-2	0	2	2	1	3	1	0	0	0	13
12	Hazen, Brachen		0-0	0-0	0-2	0	0	0	0	0	0	0	0	0	1
23	Jones, CJ		1-4	1-3	2-2	0	1	1	1	5	1	1	0	0	14
Team						1	1	2							
Totals			32-67	8-19	17-25	14	27	41	17	89	20	7	1	8	200
FG % 1st Half:		19-37	51.4%	2nd half:	13-30	43.3%	Game:		32-67	47.8%	Deadball Rebounds				
3FG % 1st Half:		5-9	55.6%	2nd half:	3-10	30.0%	Game:		8-19	42.1%	5,1				
FT % 1st Half:		2-4	50.0%	2nd half:	15-21	71.4%	Game:		17-25	68.0%					

Officials: Mike Nance, Keith Kimble, Todd Austin
Technical fouls: Mount St. Mary's-None. Arkansas-None.
Attendance: 13321
Estimated Actual Attendance: 4,256

Score by periods	1st	2nd	Total		In	Off	2nd	Fast	
Mount St. Mary's	37	39	76	Points	Paint	T/O	Chance	Break	Bench
Arkansas	45	44	89	MOUNT	34	10	6	9	18
				AR	48	18	13	21	36

Last FG - MOUNT 2nd-00:18, AR 2nd-01:54.
Largest lead - MOUNT by 4 1st-18:27, AR by 21 2nd-06:41.
MOUNT led for 03:05, AR led for 35:10. Game was tied for 01:45.

Score tied - 1 time.
Lead changed - 3 times.

GAME

7

Arkansas vs Austin Peay
Dec. 3, 2016 at 7 p.m. at Fayetteville, Ark. (Bud Walton Arena)

Austin Peay 62 • 4-4

#	Player	Total		3-Ptr		Rebounds			PF	TP	A TO Blk Stl				Min
		FG-FGA	FG-FGA	FT-FTA	FT-FTA	Off	Def	Tot			A	TO	Blk	Stl	
03	Porter-Bunton,Chris	f	1-5	0-1	2-4	2	1	3	3	4	2	2	0	0	16
42	Jones,Kenny	f	4-10	0-0	0-1	4	1	5	2	8	1	1	0	1	26
02	Savage,Jared	g	2-7	2-5	0-0	2	2	4	2	6	0	0	1	0	38
04	Robinson,Josh	g	3-14	0-5	3-3	0	3	3	1	9	5	4	0	0	38
31	Murry,John	g	9-16	2-3	3-4	3	0	3	0	23	2	3	0	0	33
02	Diop,Assane		4-5	0-0	1-1	1	2	3	2	9	0	1	1	0	18
10	Ivory,Tre'		0-1	0-0	0-0	0	0	0	0	0	0	0	0	0	2
23	Harris,Steve		1-1	0-0	0-0	0	1	1	0	2	0	0	0	0	2
23	Dobbs,Jartavious		0-0	0-0	0-0	1	2	3	0	0	0	0	0	0	2
25	Clayton,Dre'Kalo		0-4	0-1	1-2	0	3	3	1	1	0	1	1	0	18
45	Glotta,Zach		0-2	0-2	0-0	1	0	1	0	0	0	1	0	0	7
Team						1	1	2							
Totals			24-65	4-17	10-15	15	16	31	11	62	10	13	3	1	200
FG % 1st Half:		12-30	40.0%	2nd half:	12-35	34.3%	Game:		24-65	36.9%	Deadball Rebounds				
3FG % 1st Half:		2-8	25.0%	2nd half:	2-9	22.2%	Game:		4-17	23.5%	2,1				
FT % 1st Half:		5-8	62.5%	2nd half:	5-7	71.4%	Game:		10-15	66.7%					

Arkansas 99 • 6-1

#	Player	Total		3-Ptr		Rebounds			PF	TP	A TO Blk Stl				Min
		FG-FGA	FG-FGA	FT-FTA	FT-FTA	Off	Def	Tot			A	TO	Blk	Stl	
13	Thomas, Dustin	f	3-6	0-1	1-2	0	3	3	2	7	4	1	0	0	16
33	Kingsley, Moses	f	4-7	1-1	4-4	3	4	7	3	13	5	4	3	0	22
00	Barford, Jaylen	g	5-10	1-3	1-1	0	6	6	2	12	4	0	1	2	21
04	Macon, Daryl	g	4-7	0-3	0-0	0	4	4	2	8	1	1	0	1	15
21	Watkins, Manuale	g	1-2	0-0	2-2	0	1	1	0	4	3	0	0	1	16
01	Thompson, Trey		2-2	0-0	0-0	2	2	4	0	4	1	0	2	2	13
02	Bailey, Adrio		7-8	0-0	0-0	4	3	7	2	14	2	2	2	1	18
03	Hannahs, Dusty		5-12	3-5	0-0	0	1	1	2	13	0	0	0	0	21
05	Cook, Arlando		2-4	0-0	0-0	3	0	3	1	4	2	0	0	1	15
12	Hazen, Brachen		1-2	0-0	0-0	1	0	1	1	2	0	0	0	0	9
15	Holmes, Jonathan		0-2	0-2	0-0	0	1	1	0	0	0	0	0	0	2
23	Jones, CJ		4-6	3-4	0-0	0	0	0	2	11	2	0	3	0	15
31	Beard, Anton		2-9	1-4	2-2	2	2	4	2	7	4	1	0	0	17
Team						4	1	5							
Totals			40-77	9-23	10-11	19	28	47	19	99	28	9	11	9	200
FG % 1st Half:		17-41	41.5%	2nd half:	23-36	63.9%	Game:		40-77	51.9%	Deadball Rebounds				
3FG % 1st Half:		3-12	25.0%	2nd half:	6-11	54.5%	Game:		9-23	39.1%	2,1				
FT % 1st Half:		4-5	80.0%	2nd half:	6-6	100.0	Game:		10-11	90.9%					

Officials: Anthony Jordan, John Hampton, Rob Rorke
Technical fouls: Austin Peay-None. Arkansas-None.
Attendance: 19483
Estimated Actual Attendance: 10,059

Score by periods	1st	2nd	Total		In	Off	2nd	Fast	
Austin Peay	31	31	62	Points	Paint	T/O	Chance	Break	Bench
Arkansas	41	58	99	APSU	40	8	10	7	12
				AR	52	25	26	28	55

Last FG - APSU 2nd-00:35, AR 2nd-02:00.
Largest lead - APSU by 2 1st-19:30, AR by 41 2nd-08:38.
APSU led for 00:35, AR led for 36:58. Game was tied for 02:27.

Score tied - 4 times.
Lead changed - 3 times.

GAME

6

Arkansas vs Stephen F. Austin
Dec. 1, 2016 at 8 p.m. at Fayetteville, Ark. (Bud Walton Arena)

Stephen F. Austin 62 • 2-3

#	Player		Total		3-Ptr		Rebounds			PF	TP	A TO Blk Stl				Min
			FG-FGA	FG-FGA	FT-FTA	Off	Def	Tot	A			TO	Blk	Stl		
01	Harris, Kevin	f	2-4	0-0	7-10	0	1	1	1	11	2	1	0	1	21	
05	Huntley, Josh	f	0-1	0-0	0-0	0	2	2	0	0	0	0	0	1	10	
22	Holyfield, TJ	f	3-5	0-2	1-3	3	6	9	3	7	3	3	0	1	28	
11	Canete, Ivan	f	3-8	1-4	7-8	1	1	2	4	14	1	5	0	2	27	
12	Cameron, Dallas	g	2-3	2-3	0-0	0	0	0	2	6	3	2	0	0	33	
00	Augustin, Aaron	f	1-4	0-2	0-0	0	2	2	3	2	1	2	0	0	20	
03	Gilmore III, Leon	f	4-5	0-0	1-1	0	2	2	3	9	0	3	0	1	19	
10	Traylor, Isaiah	f	0-5	0-3	5-6	0	3	3	1	5	1	1	2	0	19	
24	Nieminenen, Samuli	f	2-2	0-0	0-0	0	0	0	1	4	1	0	0	0	13	
32	Grujic, Jovan	f	1-2	0-0	2-2	0	0	0	2	4	0	2	1	0	10	
Team						1	3	4				2				
Totals				18-39	3-14	23-30	5	20	25	20	62	12	21	3	6	200
FG % 1st Half: 10-21			47.6%	2nd half: 8-18	44.4%	Game: 18-29			46.2%							Deadball
3FG % 1st Half: 0-6			0.0%	2nd half: 3-8	37.5%	Game: 3-10			21.4%							Rebounds
FT % 1st Half: 8-11			72.7%	2nd half: 15-19	78.9%	Game: 23-34			67.6%							3,1

GAME 9

Arkansas vs North Florida
Dec. 10, 2016 at 4:30 p.m. at Fayetteville, Ark. (Bud Walton Arena)

North Florida 76 • 3-8

#	Player	Total		3-Ptr		Rebounds			PF	TP	A TO Blk Stl					Min
		FG-FGA	FG-FGA	FT-FTA	Off Def Tot	PF	TP	A TO Blk Stl								
02	Aminu, Wajid	f	3-4	2-2	0-4	2 1 3	2 8	2 1 0 1	3	2	2	1	0	1	32	
33	Banks, Romelo	c	2-6	0-0	0-2	1 4 5	4 4	0 2 0 0	0	3	1	0	0	0	31	
11	Sams, Garrett	g	2-8	1-5	5-5	2 1 3	2 10	2 2 0 0	0	23					23	
12	Bodager, Aaron	g	5-10	4-9	0-0	0 5 5	2 14	2 5 0 2	34							
14	Moore, Dallas	g	12-20	4-9	6-6	0 2 2	2 34	3 1 0 1	37							
01	Odum, Karlos		0-0	0-0	1-2	0 0 0	3 1	0 3 0 0	0	18						
05	Fisher, CJ		0-1	0-0	0-0	0 0 0	1 0	0 1 0 0	0	3						
10	Blount, Osborn		0-1	0-1	0-0	0 0 0	0 0	0 1 0 0	0	3						
23	Malonga, Nick		2-5	1-3	0-0	0 3 3	5 5	0 3 0 0	0	16						
50	Haid, Benedikt		0-1	0-1	0-0	0 1 1	0 0	0 0 0 0	0	3						
Team						2 3 5										
Totals			26-56	12-30	12-19	7 20 27	21 76	9 19 0 4	200							

FG % 1st Half: 15-33 45.5% 2nd half: 11-23 47.8% Game: 26-56 46.4% Deadball Rebounds 3.1

3FG % 1st Half: 7-17 41.2% 2nd half: 5-13 38.5% Game: 12-30 40.0%

FT % 1st Half: 7-9 77.8% 2nd half: 5-10 50.0% Game: 12-19 63.2%

Arkansas 91 • 8-1

#	Player	Total		3-Ptr		Rebounds			PF	TP	A TO Blk Stl					Min
		FG-FGA	FG-FGA	FT-FTA	Off Def Tot	PF	TP	A TO Blk Stl								
13	Thomas, Dustin	f	2-5	0-0	4-4	2 6 8	1 8	3 1 0 0	0	22						
33	Kingsley, Moses	f	5-7	0-0	3-4	2 8 10	4 13	1 3 1 0	0	26						
00	Barford, Jaylen	g	6-16	1-5	1-4	2 2 4	1 14	3 1 2 3	25							
04	Macon, Daryl	g	3-6	2-5	5-5	0 4 4	2 13	4 3 0 3	23							
21	Watkins, Manuale	g	2-6	0-0	3-4	2 2 4	2 7	4 2 0 3	22							
01	Thompson, Trey		2-2	0-0	2-4	2 0 2	2 6	0 0 0 1	13							
02	Bailey, Adrio		1-1	0-0	1-2	1 0 1	1 3	0 0 0 0	6							
03	Hannahs, Dusty		5-10	2-6	5-5	0 1 1	0 17	3 2 1 0	25							
05	Cook, Arlando		2-4	0-0	0-0	3 1 4	2 4	0 1 0 0	2	12						
12	Hazen, Brachen		0-0	0-0	0-0	0 0 0	0 0	0 0 0 0	1							
23	Jones, CJ		0-1	0-1	0-0	0 1 1	0 0	1 0 0 0	0	5						
31	Beard, Anton		3-8	0-3	0-0	0 0 0	0 6	2 1 0 1	20							
Team						1 2 3										
Totals			31-66	5-20	24-32	15 27 42	15 91	21 14 4 13	200							

FG % 1st Half: 16-33 48.5% 2nd half: 15-33 45.5% Game: 31-66 47.0% Deadball Rebounds 7

3FG % 1st Half: 1-8 12.5% 2nd half: 4-12 33.3% Game: 5-20 25.0%

FT % 1st Half: 11-16 68.8% 2nd half: 13-16 81.3% Game: 24-32 75.0%

Officials: Mike Nance, Todd Austin, Nate Green

Technical fouls: North Florida-None. Arkansas-None.

Attendance: 13700

Estimated Actual Attendance: 7650

Fouled Out: North Florida, #23, Malonga (8:35 2H)

Score by periods	1st	2nd	Total		In	Off	2nd	Fast	
North Florida	44	32	76	Points	Paint	T/O	Chance	Break	Bench
Arkansas	44	47	91	UNF	20	12	6	2	6
				AR	38	21	22	10	36

Last FG - UNF 2nd-03:30, AR 2nd-01:12.

Largest lead - UNF by 3 2nd-13:44, AR by 16 2nd-01:12.

UNF led for 06:15. AR led for 29:39. Game was tied for 04:06.

GAME 11

Arkansas vs North Dakota State
Dec. 20, 2016 at 6 p.m. at Fayetteville, Ark. (Bud Walton Arena)

North Dakota State 55 • 8-5

#	Player	Total		3-Ptr		Rebounds			PF	TP	A TO Blk Stl					Min
		FG-FGA	FG-FGA	FT-FTA	Off Def Tot	PF	TP	A TO Blk Stl								
21	A.J. Jacobson	f	2-7	1-5	1-2	0 4 4	3 6	1 2 0 0	0	28						
42	Dylan Miller	f	1-4	0-0	0-0	0 1 1	2 2	1 0 0 0	0	14						
02	Paul Miller	g	4-10	4-8	5-7	0 7 7	2 17	2 3 2 2	37							
03	Carlin Dupree	g	3-10	0-2	2-2	0 3 3	2 8	2 4 0 1	30							
13	Khy Kabellis	g	0-9	0-6	2-2	0 1 1	1 2	4 2 1 2	32							
11	Jared Samuelson		0-0	0-0	0-0	0 0 0	0 0	1 0 0 0	1							
12	Zach Rammelt		0-0	0-0	0-0	0 0 0	0 0	0 0 0 0	1							
23	Deng Geu		2-5	0-2	0-0	0 2 2	1 4	0 1 0 0	8							
24	Tyson Ward		4-6	2-4	0-2	0 1 1	2 10	0 0 0 1	22							
30	Spencer Eliason		0-0	0-0	0-0	0 0 0	0 0	0 0 0 0	1							
32	Evan Wesenberg		0-0	0-0	0-0	0 0 0	0 0	0 0 0 0	1							
40	Dexter Werner		2-3	0-0	2-6	5 7 12	3 6	1 2 0 1	25							
Team						3 0 3										
Totals			18-54	7-27	12-21	8 26 34	16 55	12 15 3 7	200							

FG % 1st Half: 8-30 26.7% 2nd half: 10-24 41.7% Game: 18-54 33.3% Deadball Rebounds 5

3FG % 1st Half: 4-16 25.0% 2nd half: 3-11 27.3% Game: 7-27 25.9%

FT % 1st Half: 1-4 25.0% 2nd half: 11-17 64.7% Game: 12-21 57.1%

Arkansas 71 • 10-1

#	Player	Total		3-Ptr		Rebounds			PF	TP	A TO Blk Stl					Min
		FG-FGA	FG-FGA	FT-FTA	Off Def Tot	PF	TP	A TO Blk Stl								
13	Thomas, Dustin	f	2-6	0-0	2-2	2 0 2	4 6	0 0 0 0	0	13						
33	Kingsley, Moses	f	4-10	0-1	3-3	1 7 8	3 11	0 2 1 0	0	27						
00	Barford, Jaylen	g	2-7	0-2	0-0	1 2 3	2 4	2 3 0 0	0	22						
04	Macon, Daryl	g	5-12	3-5	2-2	4 2 6	0 15	5 4 0 1	24							
21	Watkins, Manuale	g	1-2	0-0	2-2	0 6 6	1 4	2 1 0 3	25							
01	Thompson, Trey		1-2	0-0	0-0	0 4 4	2 0	2 2 0 0	12							
02	Bailey, Adrio		1-2	0-0	0-1	0 1 1	0 2	0 0 0 1	9							
03	Hannahs, Dusty		4-10	3-7	0-0	0 2 2	1 11	3 2 0 1	19							
05	Cook, Arlando		1-3	0-0	2-2	1 2 3	0 4	1 0 0 0	13							
12	Hazen, Brachen		0-0	0-0	1-2	0 0 0	0 1	0 0 0 0	1							
23	Jones, CJ		0-0	0-0	0-0	0 2 2	0 0	0 0 1 0	11							
31	Beard, Anton		3-7	3-6	2-2	0 1 1	3 11	0 2 0 0	24							
Team						3 0 3										
Totals			24-61	9-21	14-16	12 29 41	18 71	13 16 4 6	200							

FG % 1st Half: 11-30 36.7% 2nd half: 13-31 41.9% Game: 24-61 39.3% Deadball Rebounds 1.3

3FG % 1st Half: 3-8 37.5% 2nd half: 6-13 46.2% Game: 9-21 42.9%

FT % 1st Half: 2-3 66.7% 2nd half: 12-13 92.3% Game: 14-16 87.5%

Officials: Anthony Jordan, Tim Gattis, Will Howard

Technical fouls: North Dakota State-None. Arkansas-None.

Attendance: 16006

Estimated Actual Attendance: 8,621

Score by periods	1st	2nd	Total		In	Off	2nd	Fast	
North Dakota State	21	34	55	Points	Paint	T/O	Chance	Break	Bench
Arkansas	27	44	71	NDSU	18	19	5	2	20
				AR	24	15	16	5	31

Last FG - NDSU 2nd-00:32, AR 2nd-00:02.

Largest lead - NDSU by 1 1st-16:53, AR by 20 2nd-04:11.

NDSU led for 00:40. AR led for 38:22. Game was tied for 00:57.

GAME 10

Arkansas vs Texas
Dec. 17, 2016 at 1:35 p.m. at Houston, Texas (Toyota Center)

Arkansas 77 • 9-1

#	Player	Total		3-Ptr		Rebounds			PF	TP	A TO Blk Stl					Min
		FG-FGA	FG-FGA	FT-FTA	Off Def Tot	PF	TP	A TO Blk Stl								
00	Barford, Jaylen	*	4-10	0-3	3-3	0 3 3	4 11	3 2 1 1	26							
04	Macon, Daryl	*	4-12	1-5	14-14	1 3 4	1 23	3 1 0 1	29							
13	Thomas, Dustin	*	0-3	0-0	0-0	2 1 3	4 0	0 0 1 0	21							
21	Watkins, Manuale	*	3-4	0-0	0-0	1 3 4	2 6	0 1 0 1	20							
33	Kingsley, Moses	*	2-8	0-0	3-3	1 9 10	1 7	0 2 5 0	32							
01	Thompson, Trey		1-4	0-0	1-2	2 1 3	2 3	0 0 0 0	8							
03	Hannahs, Dusty		5-11	3-6	2-3	0 0 0	3 15	1 2 0 2	24							
05	Cook, Arlando		1-1	0-0	4-4	0 2 2	4 6	1 0 1 1	17							
31	Beard, Anton		2-9	0-2	2-2	2 3 5	3 6	2 2 0 0	23							
Team						4 3 7										
Totals			22-62	4-16	29-31	13 28 41	24 77	10 10 8 6	200							

FG % 1st Half: 9-34 26.5% 2nd half: 13-28 46.4% Game: 22-62 35.5% Deadball Rebounds 1

3FG % 1st Half: 1-9 11.1% 2nd half: 3-7 42.9% Game: 4-16 25.0%

FT % 1st Half: 11-19 91.7% 2nd half: 18-19 94.7% Game: 2

GAME 13

Arkansas vs No. 25 Florida
Dec. 29, 2016 at 8:05 p.m. at Fayetteville, Ark. (Bud Walton Arena)

Florida 81 • 10-3, 1-0 SEC

#	Player		Total		3-Ptr	Rebounds			PF	TP	A	TO	Blk	Stl	Min
			FG-FGA	FG-FGA		FT-FTA	Off	Def							
01	Robinson, Devin	f	6-11	0-5	5-7	1	6	7	3	17	0	1	3	1	31
23	Leon, Justin	f	2-5	2-4	0-0	2	2	4	0	6	0	1	1	1	25
13	Hayes, Kevarrus	c	4-5	0-0	2-5	4	2	6	4	10	0	1	1	1	22
00	Hill, Kasey	g	4-12	0-0	2-5	0	2	2	1	10	6	4	0	1	33
05	Allen, KeVaughn	g	7-16	5-9	2-2	0	2	2	1	21	0	0	0	1	34
11	Chiozza, Chris		2-5	1-3	0-0	0	0	0	2	5	4	0	0	0	15
15	Egbunu, John		2-6	0-0	1-2	5	6	11	5	5	1	1	1	1	16
24	Barry, Canyon		1-4	0-3	0-0	0	1	1	1	2	2	0	0	0	12
25	Stone, Keith		2-3	1-2	0-0	0	0	0	0	5	0	0	0	0	10
32	Rimmer, Schuyler		0-0	0-0	0-0	0	0	0	0	0	0	0	0	0	2
Team						4	0	4			1				
Totals				30-67	9-26	12-21	16	21	37	17	81	13	9	6	200

FG % 1st Half: 17-41 41.5% 2nd half: 13-26 50.0% Game: 30-67 44.8% Deadball Rebounds 3.3
3FG % 1st Half: 5-15 33.3% 2nd half: 4-11 36.4% Game: 9-26 34.6%
FT % 1st Half: 5-9 55.6% 2nd half: 7-12 58.3% Game: 12-21 57.1%

Arkansas 72 • 11-2, 0-1 SEC

#	Player		Total		3-Ptr	Rebounds			PF	TP	A	TO	Blk	Stl	Min	
			FG-FGA	FG-FGA		FT-FTA	Off	Def								Tot
13	Thomas, Dustin	f	1-4	0-0	0-0	0	2	2	3	2	2	2	0	0	12	
33	Kingsley, Moses	f	5-15	0-0	3-6	5	9	14	3	13	1	3	4	0	32	
03	Hannahs, Dusty	g	4-9	2-6	1-1	0	2	2	1	11	0	2	1	1	27	
04	Macon, Daryl	g	7-10	3-5	5-6	0	4	4	2	22	1	1	0	1	33	
21	Watkins, Manuale	g	2-5	0-0	0-0	3	3	6	2	4	2	0	0	0	23	
00	Barford, Jaylen		1-8	0-2	0-0	2	1	3	2	2	2	1	0	0	17	
01	Thompson, Trey		0-0	0-0	0-0	0	1	1	1	0	2	0	0	0	8	
02	Bailey, Adrio		0-0	0-0	0-0	0	1	1	0	0	0	1	0	0	3	
05	Cook, Arlando		2-5	0-0	4-4	0	2	2	3	8	1	1	1	0	21	
31	Beard, Anton		3-5	1-2	3-3	0	0	0	2	10	1	2	0	2	24	
Team						1	1	2								
Totals				25-61	6-15	16-20	11	26	37	19	72	12	13	6	4	200

FG % 1st Half: 11-29 37.9% 2nd half: 14-32 43.8% Game: 25-61 41.0% Deadball Rebounds 5.1
3FG % 1st Half: 3-7 42.9% 2nd half: 3-8 37.5% Game: 6-15 40.0%
FT % 1st Half: 10-11 90.9% 2nd half: 6-9 66.7% Game: 16-20 80.0%

Officials: Antonio Petty, Chuck Jones, Roger Ayers
Technical fouls: Florida-None. Arkansas-None.
Attendance: 20355
Estimated Actual Attendance: 16,035
Fouled out: Florida #15, Egbunu (2:53)

Score by periods	1st	2nd	Total
Florida	44	37	81
Arkansas	35	37	72

Last FG - UF 2nd-01:10, AR 2nd-00:10.
Largest lead - UF by 16 2nd-03:12, AR by 3 1st-14:09.
UF led for 34:13. AR led for 02:32. Game was tied for 03:15.

Points	In Paint	Off T/O	2nd Chance	Fast Break	Bench
UF	34	16	18	10	17
AR	34	19	12	7	20

Score tied - 5 times.
Lead changed - 5 times.

GAME 15

Arkansas at Kentucky
Jan. 7, 2017 at 7:30 p.m. at Lexington, Ky. (Rupp Arena)

Arkansas 71 • 12-3, 1-2

#	Player		Total		3-Ptr	Rebounds			PF	TP	A	TO	Blk	Stl	Min
			FG-FGA	FG-FGA		FT-FTA	Off	Def							
05	Cook, Arlando	f	3-5	0-0	0-0	0	1	1	0	6	0	0	0	1	15
33	Kingsley, Moses	f	4-8	1-1	5-5	1	6	7	4	14	2	2	1	1	33
03	Hannahs, Dusty	g	2-12	0-5	2-2	0	1	1	4	6	2	0	0	0	22
04	Macon, Daryl	g	5-12	3-7	2-2	0	0	0	3	15	1	0	0	0	26
21	Watkins, Manuale	g	4-6	0-0	0-0	1	6	7	3	8	1	0	0	0	32
00	Barford, Jaylen		6-9	0-1	2-3	3	1	4	4	14	0	5	0	0	17
01	Thompson, Trey		0-2	0-0	4-4	1	3	4	4	2	0	2	0	0	20
02	Bailey, Adrio		0-0	0-0	0-0	0	0	0	1	0	1	0	0	1	4
12	Hazen, Brachen		0-0	0-0	0-0	0	0	0	0	0	0	0	0	0	1
13	Thomas, Dustin		0-2	0-0	0-0	1	1	2	4	0	1	0	0	0	7
23	Jones, CJ		0-0	0-0	0-0	0	0	0	0	0	0	0	0	0	1
31	Beard, Anton		1-7	0-2	2-5	0	0	0	4	4	1	0	0	0	22
	Team					2	1	3				1			
Totals			25-63	4-16	17-21	9	20	29	31	71	11	8	3	3	200

FG % 1st Half: 13-32 40.6% 2nd half: 12-31 38.7% Game: 25-63 39.7% Deadball Rebounds 2.1
3FG % 1st Half: 2-7 28.6% 2nd half: 2-9 22.2% Game: 4-16 25.0%
FT % 1st Half: 10-12 83.3% 2nd half: 7-9 77.8% Game: 17-21 81.0%

Kentucky 97 • 13-2, 3-0

#	Player	Total		3-Ptr	Rebounds			PF	TP	A	TO	Blk	Stl	Min	
		FG-FGA	FG-FGA		FT-FTA	Off	Def								Tot
03	Adebayo, Edrice	f	3-5	0-0	5-10	4	3	7	2	11	1	1	1	1	33
32	Gabriel, Wenyan	f	1-2	0-1	1-2	1	3	4	3	3	0	2	2	0	12
00	Fox, De'Aaron	g	10-16	0-2	7-7	0	6	6	2	27	6	2	0	1	36
05	Monk, Malik	g	4-10	0-5	4-6	1	0	1	4	12	3	1	0	1	27
13	Briscoe, Isaiah	g	4-11	0-1	7-9	3	5	8	2	15	1	2	0	0	36
01	Killelea-Jones, Sacha		0-0	0-0	2-2	0	2	2	0	2	1	0	0	0	2
10	David, Jonny		0-0	0-0	0-0	0	0	0	0	0	0	0	0	0	0+
11	Mulder, Mychal		2-3	2-3	0-0	0	1	1	2	6	0	0	0	0	9
14	Wynyard, Tai		0-0	0-0	0-0	0	0	0	0	0	0	0	0	0	2
15	Humphries, Isaac		1-1	0-0	2-4	2	2	4	0	4	0	0	0	0	7
20	Calipari, Brad		0-0	0-0	0-0	0	0	0	0	0	0	0	0	0	2
25	Hawkins, Dominique		1-4	0-2	0-0	0	2	2	2	2	1	1	0	0	15
30	Pulliam, Dillon		0-0	0-0	0-0	0	0	0	0	0	0	0	0	0	0+
35	Willis, Derek		6-8	3-5	0-0	2	3	5	3	15	0	0	2	0	19
	Team					2	2	4							
Totals			32-60	5-19	28-40	15	29	44	20	97	13	9	5	3	200

FG % 1st Half: 15-30 50.0% 2nd half: 17-30 56.7% Game: 32-60 53.3% Deadball Rebounds 4.2
3FG % 1st Half: 3-10 30.0% 2nd half: 2-9 22.2% Game: 5-19 26.3%
FT % 1st Half: 8-12 66.7% 2nd half: 20-28 71.4% Game: 28-40 70.0%

Officials: Doug Shows, Terry Wymer, Alfred Smith
Technical fouls: Arkansas-Barford, Jaylen. Kentucky-Fox, De'Aaron.
Attendance: 24322

Score by periods	1st	2nd	Total
Arkansas	38	33	71
Kentucky	41	56	97

Last FG - AR 2nd-01:24, UK 2nd-00:53.
Largest lead - AR by 4 1st-08:04, UK by 26 2nd-00:21.
AR led for 03:21. UK led for 36:20. Game was tied for 00:19.

Points	In Paint	Off T/O	2nd Chance	Fast Break	Bench
AR	32	11	13	4	22
UK	46	16	21	24	29

Score tied - 2 times.
Lead changed - 6 times.

GAME 14

Arkansas at Tennessee
Jan. 3, 2017 at 5:30 p.m. at Knoxville, Tenn. (Thompson-Boling Arena)

Arkansas 82 • 12-2, 1-1 SEC

#	Player	Total		3-Ptr	Rebounds					PF	TP	A	TO	Blk	Stl	Min
		FG-FA	FG-FGA	FT-FTA	Off	Def	Tot									
33	Kingsley, Moses	f	3-10	0-0	1-5	0	10	10	1	7	3	1	3	2	31	
5	Cook, Arlando	f	0-2	0-0	1-2	1	2	3	3	1	0	1	0	0	11	
21	Watkins, Manuale	g	4-6	0-0	0-2	1	2	3	1	8	0	1	0	0	21	
3	Hannahs, Dusty	g	5-8	2-4	1-1	0	2	2	3	13	1	0	0	0	27	
4	Macon, Daryl	g	1-6	1-4	12-13	0	2	2	2	15	1	3	0	0	26	
0	Barford, Jaylen		5-8	2-2	2-2	1	3	4	4	14	2	0	0	0	24	
1	Thompson, Trey		1-2	0-1	0-0	0	1	1	3	2	2	1	2	0	9	
13	Thomas, Dustin		2-4	0-0	2-2	0	7	7	5	6	0	1	0	2	26	
31	Beard, Anton		6-8	0-0	4-5	1	2	3	2	16	2	1	0	1	25	
Team						1	0	1								
Totals			27-54	5-11	23-32	5	31	36	24	82	11	9	5	5	200	

FG % 1st Half: 13-28 46.4% 2nd half: 14-26 53.8% Game: 27-54 50.0% Deadball Rebounds 2
3FG % 1st Half: 2-5 40.0% 2nd half: 3-6 50.0% Game: 5-11 45.5%
FT % 1st Half: 9-13 69.2% 2nd half: 14-19 73.7% Game: 23-32 71.9%

Tennessee 78 • 8-6, 1-1 SEC

#	Player	Total		3-Ptr	Rebounds			PF	TP	A	TO	Blk	Stl	Min	
		FG-FTA	FG-FGA		FT-FTA	Off	Def								Tot
11	Alexander, Kyle	f	0-1	0-0	2-2	0	2	2	3	2	0	0	1	0	9
2	Williams, Grant		3-5	0-0	0-14	6	5	11	4	15	0	1	2	1	28
1	Turner, Lamonte	g	2-6	1-5	0-2	0	0	0	3	5	2	2	0	0	18
23	Bowden, Jordan		0-0	0-0	0-0	0	2	2	0	0	1	1	0	0	5
3	Hubbs III, Robert	g	9-14	0-0	3-4	2	5	7	4	21	2	2	0	2	29
0	Bone, Jordan		3-10	0-2	0-0	0	1	1	3	6	3	1	0	0	20
12	Parker, Kwe		2-7	0-3	0-0	0	0	0	0	4	2	0	0	1	16
15	Mostella, Detrick		5-12	3-7	3-5	0	4	4	3	16	1	0	0	0	23
21	Evans, Lew		0-3	0-1	2-2	0	1	1	1	2	2	0	0	0	17
5	Phillips, Shembari		0-2	0-0	0-0	1	6	7	2	0	2	1	0	0	22
25	Schofield, Admiral		1-4	1-1	4-4	3	3	6	0	7	0	0	0	0	13
						2	0	2							
Totals			25-64	5-19	23-33	14	29	43	23	78	15	8	3	4	200

GAME 17

Arkansas vs Missouri Jan. 14, 2017 at 5:01 p.m. at Fayetteville, Ark. (Bud Walton Arena)

Missouri 73 • 5-11, 0-4 SEC

#	Player		Total FG-FGA	3-Ptr FG-FGA	FT-FTA	Rebounds			PF	TP	A	TO	Blk	Stl	Min
						Off	Def	Tot							
21	Barnett, Jordan	f	6-11	2-5	0-1	2	4	6	5	14	2	2	0	4	25
24	Puryear, Kevin	f	3-8	0-1	5-6	1	3	4	1	11	1	0	1	0	31
25	Woods, Russell	f	2-5	0-0	1-4	2	1	3	4	5	0	0	0	1	24
11	Walton, KJ	g	1-4	1-2	3-6	0	4	4	1	6	2	2	0	0	23
15	Geist, Jordan	g	3-6	0-3	7-11	0	3	3	3	13	0	2	0	0	30
01	Phillips, Terrence	g	3-10	3-8	4-4	0	2	2	3	13	4	2	0	2	31
03	Hughes, Frankie	g	2-7	2-6	0-0	0	2	2	0	6	1	4	0	0	17
14	Nikko, Reed	g	1-5	0-0	0-0	5	1	6	2	2	1	0	0	0	11
32	Wolf, Adam	g	0-0	0-0	0-0	0	0	0	0	0	0	0	0	0	0+
33	Vanleer, Cullen	g	1-1	1-1	0-0	1	0	1	1	3	1	1	0	0	8
	Team					3	1	4				1			
Totals			22-57	9-26	20-32	14	21	35	20	73	12	14	1	7	200

FG % 1st Half: 10-34 29.4% 2nd half: 12-23 52.2% Game: 22-57 38.6%
 3FG % 1st Half: 5-15 33.3% 2nd half: 4-11 36.4% Game: 9-26 34.6%
 FT % 1st Half: 11-13 84.6% 2nd half: 9-19 47.4% Game: 20-32 62.5%

Arkansas 92 • 13-4, 2-3 SEC

#	Player		Total		3-Ptr		Rebounds			PF	TP	A	TO	Blk	Stl	Min
			FG-FGA	FG-FGA	FT-FTA	Off	Def	Tot								
13	Thomas, Dustin	f	1-3	0-0	1-2	0	2	2	4	3	0	1	0	0	18	
33	Kingsley, Moses	f	4-9	0-0	2-3	3	5	8	1	10	3	4	3	0	28	
00	Barford, Jaylen	g	6-8	0-2	1-1	0	6	6	4	13	2	0	0	1	20	
04	Macon, Daryl	g	6-11	4-8	1-2	1	3	4	3	17	6	2	0	2	27	
31	Beard, Anton	g	3-5	1-2	4-4	0	2	2	5	11	3	4	0	1	27	
01	Thompson, Trey		3-3	0-0	2-4	2	2	4	3	8	0	1	2	0	16	
02	Bailey, Adrio		0-1	0-0	0-0	1	0	1	0	0	0	0	0	0	4	
03	Hannahs, Dusty		5-11	2-5	4-4	1	2	3	1	16	3	2	0	0	25	
05	Cook, Arlando		0-0	0-0	0-0	0	1	1	0	0	0	0	0	0	7	
12	Hazen, Brachen		0-0	0-0	0-0	0	1	1	0	0	0	0	0	0	1	
15	Holmes, Jonathan		0-0	0-0	0-0	0	0	0	0	0	0	0	0	0	0+	
21	Watkins, Manuale		3-6	1-4	1-2	1	1	2	3	8	1	0	0	0	22	
23	Jones, CJ		2-2	2-2	0-0	0	1	1	1	6	0	0	0	1	5	
	Team					0	1	1								
Totals			33-59	10-23	16-22	9	27	36	25	92	18	14	5	5	200	

FG % 1st Half: 20-36 55.6% 2nd half: 13-23 56.5% Game: 33-59 55.9%
 3FG % 1st Half: 6-15 40.0% 2nd half: 4-8 50.0% Game: 10-23 43.5%
 FT % 1st Half: 4-6 66.7% 2nd half: 12-16 75.0% Game: 16-22 72.7%

Officials: Joe Lindsay, William Covington, Rob Rorkke
 Technical fouls: Missouri-Geist, Jordan, Arkansas-None.
 Attendance: 15424
 Estimated Actual Attendance: 11,182
 Fouled Out: Missouri #21 J. Barnett at 4:29 2H
 Arkansas #31 A. Beard at 1:30 2H

Score by periods			1st	2nd	Total
Missouri			36	37	73
Arkansas			50	42	92

Last FG - MU-M 2nd-02:40, AR 2nd-00:35.
 Largest lead - MU-M None, AR by 22 2nd-17:00.
 MU-M led for 00:00. AR led for 37:32. Game was tied for 01:48.

GAME 19

Arkansas vs LSU Jan. 21, 2017 at 7:30 p.m. at Fayetteville, Ark. (Bud Walton Arena)

LSU 86 • 9-9, 1-6 SEC

#	Player		Total		3-Ptr		Rebounds			PF	TP	A	TO	Blk	Stl	Min
			FG-FGA	FG-FGA	FT-FTA	Off	Def	Tot								
01	REATH,DUOP	f	7-11	0-0	3-10	5	2	7	4	17	0	3	2	1	34	
21	Epps,Aaron	f	2-8	0-1	0-2	4	1	5	3	4	0	0	0	0	19	
02	BLAKENEY,ANTONIO	g	5-12	2-5	2-3	1	3	4	3	14	1	2	0	1	33	
04	MAYS,SKYLAR	g	6-9	1-2	9-11	0	3	3	3	22	6	2	0	2	32	
11	Patterson,Jalyn	g	2-7	1-5	0-0	0	5	5	1	5	4	1	1	0	26	
00	SAMPSON,BRANDON		6-9	3-5	0-2	0	2	2	3	15	1	1	1	0	24	
03	ROBINSON III,ELBERT		0-0	0-0	0-0	0	0	0	1	0	0	2	0	0	4	
05	HAYWARD, KIERAN		0-2	0-2	0-0	0	0	0	3	0	0	0	0	0	6	
10	Jenkins,Brandon		0-0	0-0	0-0	0	0	0	0	0	0	0	0	0	2	
44	Sims,Wayde		4-4	0-0	1-2	0	1	1	3	9	2	1	0	0	20	
	Team					1	2	3								
	Totals		32-62	7-20	15-30	11	19	30	24	86	14	12	4	4	200	

FG % 1st Half: 12-32 37.5% 2nd half: 20-30 66.7% Game: 32-62 51.6%
 3FG % 1st Half: 2-12 16.7% 2nd half: 5-8 62.5% Game: 7-20 35.0%
 FT % 1st Half: 11-16 68.8% 2nd half: 4-14 28.6% Game: 15-30 50.0%

Arkansas 99 • 15-4, 4-3 SEC

#	Player		Total		3-Ptr		Rebounds			PF	TP	A	TO	Blk	Stl	Min
			FG-FGA	FG-FGA	FT-FTA	Off	Def	Tot								
05	Cook, Arlando	f	2-3	0-0	4-7	2	4	6	5	8	2	2	0	0	19	
33	Kingsleys, Moses	f	10-18	1-1	3-7	3	4	7	2	24	2	3	1	1	29	
00	Barford, Jaylen	g	5-12	0-2	4-7	0	4	4	1	14	3	1	0	0	35	
04	Macon, Daryl	g	4-9	3-7	4-4	3	4	7	3	15	1	2	0	1	31	
31	Beard, Anton	g	5-7	2-2	4-4	0	2	2	4	16	7	0	0	0	34	
01	Thompson, Trey	g	3-3	0-0	0-0	1	4	5	3	6	3	0	0	1	16	
02	Bailey, Adrio	g	0-0	0-0	0-0	1	3	4	2	0	1	0	0	0	8	
03	Hannahs, Dusty	g	3-7	2-3	6-6	2	1	3	1	14	0	4	0	0	17	
13	Thomas, Dustin	g	1-2	0-0	0-0	2	2	4	4	2	0	1	0	0	6	
21	Watkins, Manuale	g	0-0	0-0	0-0	0	0	0	0	0	1	0	0	0	2	
23	Jones, CJ	g	0-1	0-1	0-0	0	0	0	1	0	0	0	0	0	3	
Team						1	1	2								
Totals			33-62	8-16	25-35	15	29	44	26	99	20	13	1	3	200	

FG % 1st Half: 15-27 55.6% 2nd half: 18-35 51.4% Game: 33-62 53.2%
 3FG % 1st Half: 6-12 50.0% 2nd half: 2-4 50.0% Game: 8-16 50.0%
 FT % 1st Half: 11-11 100.0 2nd half: 14-24 58.3% Game: 25-35 71.4%

Officials: Anthony Jordan, Brian Shey, Garrick Shannon
 Technical fouls: LSU-None. Arkansas-None.
 Attendance: 16333
 Estimated Actual Attendance: 16,099
 Fouled out: Arkansas #5, Cook (2:30 2H)

Score by periods			1st	2nd	Total
LSU			37	49	86
Arkansas			47	52	99

Last FG - LSU 2nd-03:34, AR 2nd-00:34.
 Largest lead - LSU None, AR by 17 2nd-05:35.
 LSU led for 00:00. AR led for 38:59. Game was tied for 01:01.

GAME 18

Arkansas at Texas A&M Jan. 17, 2017 at 6 p.m. at College Station, Texas (Reed Arena)

Arkansas 62 • 14-4; 3-3 SEC

#	Player	Total		3-Ptr		Rebounds			PF	TP	A	TO	Blk	Stl	Min
		FG-FGA	FG-FGA	FT-FTA	Off	Def	Tot								
00	Barford, Jaylen	*	2-9	0-2	0-2	0	3	3	3	4	2	1	0	0	23
04	Macon, Daryl	*	3-10	1-5	9-12	0	4	4	0	16	1	3	1	1	26
13	Thomas, Dustin	*	2-4	0-0	0-0	0	2	2	3	4	2	1	0	0	19
31	Beard, Anton	*	1-3	0-1	0-0	1	0	1	1	2	0	2	0	1	21
33	Kingsley, Moses	*	4-10	1-1	3-4	3	1	4	3	12	0	3	2	0	28
01	Thompson, Trey	*	0-0	0-0	0-0	1	2	3	2	0	2	0	2	0	12
03	Hannahs, Dusty	*	3-7	2-4	1-2	0	1	1	1	9	1	1	0	1	27
05	Cook, Arlando	*	3-4	0-0	0-1	2	5	7	4	6	2	0	1	2	21
21	Watkins, Manuale	*	3-5	3-3	0-0	1	5	6	2	9	2	2	0	3	23
Team						3	2	5							
Totals			21-52	7-16	13-21	11	25	36	19	62	12	13	6	8	200

FG % 1st Half: 12-28 42.9% 2nd half: 9-24 37.5% Game: 21-52 40.4%
 3FG % 1st Half: 3-7 42.9% 2nd half: 4-9 44.4% Game: 7-16 43.8%
 FT % 1st Half: 3-4 75.0% 2nd half: 10-17 58.8% Game: 13-21 61.9%

Texas A&M 60 • 9-8; 1-5 SEC

#	Player	Total		3-Ptr		Rebounds			PF	TP	A	TO	Blk	Stl	Min
		FG-FGA	FG-FGA	FT-FTA	Off	Def	Tot								
01	DJ Hogg	*	2-12	1-6	5-6	2	3	5	0	10	3	0	0	0	38
03	Admon Gilder	*	5-9	4-6	2-2	0	0	0	3	16	3	3	0	2	39
12	Chris Collins	*	0-2	0-2	0-0	0	2	2	5	0	3	1	0	2	18
34	Tyler Davis	*	4-5	0-0	6-6	1	6	7	3	14	3	2	0	0	28
44	Robert Williams	*	4-9	0-1	1-2	3	7	10	3	9	1	3	2	1	28
05	JC Hampton	*	2-7	1-4	1-1	0	2	2	1	6	1	0	0	2	21
10	Tonny Trocha-Morelos	*	2-5	0-1	1-2	1	3	4	3	5	0	3	2	1	22
23	Caleb Smith	*	0-1	0-0	0-0	0	0	0	0	0	0	0	0	0	3
42	Tavario Miller	*	0-0	0-0	0-0	0	0	0	1	0	0	0	0	0	3
	Team					0	2	2							
	Totals		19-50	6-20	16-19	7	25	32	19	60	14	12	4	8	200

GAME 21

Arkansas at Oklahoma State
Jan. 28, 2017 at 3:05 p.m. at Stillwater, Okla. (Gallagher-Iba Arena)

Arkansas 71 • 16-5, 5-3 SEC

#	Player	Total		3-Ptr		Rebounds			PF	TP	A TO Blk Stl				Min
		FG-FGA	FG-FGA	FT-FTA	Off Def Tot	PF	TP	A TO Blk Stl							
05	Cook, Arlando	f	0-2	0-0	0-0	1 0 1	1 0	0 2 0 0	7						7
33	Kingsley, Moses	f	3-11	0-1	4-5	2 2 4	2 10	0 0 4 0	27						27
00	Barford, Jaylen	g	8-13	2-3	3-4	1 2 3	3 21	2 2 0 0	28						28
04	Macon, Daryl	g	0-8	0-6	0-0	0 1 1	3 0	1 0 0 0	25						25
31	Beard, Anton	g	3-7	2-3	3-4	0 2 2	3 11	1 2 0 1	28						28
01	Thompson, Trey	g	0-0	0-0	0-0	0 0 0	3 0	1 0 0 0	13						13
02	Bailey, Adrio	g	1-1	0-0	0-0	0 4 4	1 2	1 0 0 0	12						12
03	Hannahs, Dusty	g	4-10	0-3	5-6	1 2 3	3 13	0 3 0 0	24						24
13	Thomas, Dustin	g	3-3	0-0	3-3	3 2 5	2 9	1 2 0 2	17						17
21	Watkins, Manuale	g	2-3	1-2	0-1	0 0 0	4 5	0 0 0 1	17						17
23	Jones, CJ	g	0-0	0-0	0-0	0 0 0	0 0	0 1 0 0	2						2
Team					3 3 6	1									
Totals			24-58	5-18	18-23	11 18 29	26 71	7 12 4 4	200						

FG % 1st Half: 12-30 40.0% 2nd half: 12-28 42.9% Game: 24-58 41.4% Deadball Rebounds 1
3FG % 1st Half: 3-10 30.0% 2nd half: 2-8 25.0% Game: 5-18 27.8%
FT % 1st Half: 6-7 85.7% 2nd half: 12-16 75.0% Game: 18-23 78.3%

Oklahoma State 99 • 13-8, 2-6 Big 12

#	Player	Total		3-Ptr		Rebounds			PF	TP	A TO Blk Stl				Min
		FG-FGA	FG-FGA	FT-FTA	Off Def Tot	PF	TP	A TO Blk Stl							
23	Hammonds, Leyton	f	4-5	2-2	0-0	1 4 5	3 10	1 0 0 1	22						22
30	Carroll, Jeffrey	f	6-15	0-3	8-10	2 5 7	4 20	3 0 0 1	27						27
41	Solomon, Mitchell	c	0-3	0-0	2-2	5 2 7	3 2	0 2 1 0	14						14
01	Evans, Jawun	g	4-8	1-2	7-8	2 5 7	1 16	8 1 0 1	29						29
13	Forté, Phil	g	6-12	4-9	2-2	0 0 0	0 18	6 1 0 1	32						32
00	Averette, Brandon	g	3-6	0-1	2-2	0 2 2	0 8	0 1 0 0	17						17
04	Dziagwa, Thomas	g	0-1	0-1	0-0	0 1 1	0 0	0 0 0 0	3						3
12	McGriff, Cameron	g	1-2	0-0	2-2	2 0 2	1 4	3 1 0 0	15						15
14	N'Guessan, Lucas	g	3-4	0-0	0-2	1 1 2	4 6	1 0 0 0	13						13
21	Waters, Lindy	g	2-3	1-1	0-0	1 2 3	3 5	1 0 0 0	11						11
24	Dillard, Davon	g	4-7	1-1	1-1	2 1 3	1 10	1 1 0 0	13						13
32	Underwood, Tyler	g	0-0	0-0	0-0	0 1 1	0 0	0 0 0 1	1						1
33	Reeves, Trey	g	0-0	0-0	0-0	0 0 0	0 0	0 0 0 0	1						1
34	Lienhard, Will	g	0-0	0-0	0-0	0 0 0	0 0	0 0 0 0	2						2
Team					1 3 4										
Totals			33-66	9-20	24-29	17 27 44	20 99	24 7 1 5	200						

FG % 1st Half: 19-35 54.3% 2nd half: 14-31 45.2% Game: 33-66 50.0% Deadball Rebounds 3
3FG % 1st Half: 5-10 50.0% 2nd half: 4-10 40.0% Game: 9-20 45.0%
FT % 1st Half: 16-19 84.2% 2nd half: 8-10 80.0% Game: 24-29 82.8%

Officials: John Higgins, Chris Rastatter, Marques Pettigrew
Technical fouls: Arkansas-TEAM. Oklahoma State-None.
Attendance: 13611

Score by periods	1st	2nd	Total
Arkansas	33	38	71
Oklahoma State	59	40	99

Last FG - AR 2nd-04:53, OSU 2nd-00:24.
Largest lead - AR None, OSU by 30 2nd-17:39.
AR led for 00:00. OSU led for 39:43. Game was tied for 00:17.

Score tied - 0 times.
Lead changed - 0 times.

GAME 23

Arkansas at Missouri
Feb. 4, 2017 at 5 p.m. at Columbia, Mo. (Mizzou Arena)

Arkansas 78 • 17-6, 6-4

#	Player	Total		3-Ptr		Rebounds			PF	TP	A TO Blk Stl				Min
		FG-FGA	FG-FGA	FT-FTA	Off Def Tot	PF	TP	A TO Blk Stl							
00	Barford, Jaylen	*	8-16	0-3	7-8	1 1 2	2 23	0 5 0 2	29						29
04	Macon, Daryl	*	4-9	3-6	4-5	0 3 3	5 15	3 4 0 1	29						29
13	Thomas, Dustin	*	1-1	0-0	1-1	1 5 6	2 3	0 2 0 0	14						14
31	Beard, Anton	*	2-2	1-1	0-1	0 0 0	5 5	2 1 0 0	26						26
33	Kingsley, Moses	*	1-3	0-0	2-3	1 1 2	3 4	1 1 1 0	23						23
01	Thompson, Trey	g	1-2	0-0	0-0	2 2 4	1 2	1 2 0 2	18						18
02	Bailey, Adrio	g	0-0	0-0	0-0	0 1 1	1 0	0 0 0 0	4						4
03	Hannahs, Dusty	g	3-8	2-5	4-4	0 0 0	1 12	2 2 0 0	25						25
05	Cook, Arlando	g	2-5	0-0	1-4	4 1 5	1 5	0 0 0 0	10						10
21	Watkins, Manuale	g	4-5	1-1	0-1	1 5 6	3 9	2 0 0 1	22						22
Team					2 2 4										
Totals			26-51	7-16	19-27	12 21 33	24 78	11 17 1 6	200						

FG % 1st Half: 11-22 50.0% 2nd half: 15-29 51.7% Game: 26-51 51.0% Deadball Rebounds 1,1
3FG % 1st Half: 3-6 50.0% 2nd half: 4-10 40.0% Game: 7-16 43.8%
FT % 1st Half: 9-14 64.3% 2nd half: 10-13 76.9% Game: 19-27 70.4%

Missouri 83 • 6-16, 1-9

#	Player	Total		3-Ptr		Rebounds			PF	TP	A TO Blk Stl				Min
		FG-FGA	FG-FGA	FT-FTA	Off Def Tot	PF	TP	A TO Blk Stl							
01	Phillips, Terrence	*	1-5	0-2	5-6	0 2 2	4 7	6 2 0 2	24						24
11	Walton, KJ	*	6-9	1-3	3-5	0 3 3	3 16	0 1 0 2	25						25
24	Puryear, Kevin	*	7-13	1-2	0-0	3 5 8	0 15	0 1 0 0	36						36
25	Woods, Russell	*	1-1	0-0	6-6	0 3 3	3 8	1 2 0 1	30						30
33	Vanleer, Cullen	*	5-9	2-6	0-0	0 0 0	4 12	0 2 1 1	32						32
03	Hughes, Frankie	g	0-0	0-0	0-0	0 1 1	2 0	0 1 0 0	5						5
14	Nikko, Reed	g	1-2	0-0	0-1	0 1 1	2 2	1 0 0 0	9						9
15	Geist, Jordan	g	1-5	0-3	4-5	0 1 1	2 6	5 1 0 1	18						18
21	Barnett, Jordan	g	5-9	2-5	5-6	1 3 4	3 17	0 0 0 1	21						21
Team					2 1 3										
Totals			27-53	6-21	23-29	6 20 26	23 83	13 10 1 8	200						

FG % 1st Half: 16-26 61.5% 2nd half: 11-27 40.7% Game: 27-53 50.9% Deadball Rebounds 4
3FG % 1st Half: 4-10 40.0% 2nd half: 2-11 18.2% Game: 6-21 28.6%
FT % 1st Half: 11-14 78.6% 2nd half: 12-15 80.0% Game: 23-29 79.3%

Officials: Pat Adams, Glenn Tuit, Rusty Phillips
Technical fouls: Arkansas-Kingsley, Moses. Missouri-None.
Attendance: 11434
Estimate Actual: 8,211
#RallyForRhyann

Score by periods	1st	2nd	Total
Arkansas	34	44	78
Missouri	47	36	83

Last FG - AR 2nd-00:15, MU-M 2nd-02:16.
Largest lead - AR by 3 1st-19:56, MU-M by 15 1st-05:58.
AR led for 02:04. MU-M led for 36:52. Game was tied for 01:04.

Score tied - 2 times.
Lead changed - 1 time.

GAME 22

Arkansas vs Alabama
Feb. 1, 2017 at 6 p.m. at Fayetteville, Ark. (Bud Walton Arena)

Alabama 68 • 13-8, 6-3 SEC

#	Player	Total		3-Ptr		Rebounds			PF	TP	A TO Blk Stl				Min
		FG-FGA	FG-FGA	FT-FTA	Off Def Tot	PF	TP	A TO Blk Stl							
01	Norris, Riley	f	3-5	2-4	0-0	1 2 3	2 8	0 2 0 2	24						24
21	Olaniyan, Bola	f	2-3	0-0	1-1	3 6 9	3 5	0 3 0 0	20						20
25	Key, Braxton	f	2-8	2-4	6-8	1 3 4	4 12	2 4 0 2	31						31
35	Hall, Donta	f	3-6	0-0	0-1	3 3 6	3 6	2 0 0 0	27						27
12	Ingram, Dazon	g	5-7	1-1	3-4	0 3 3	3 14	1 3 0 0	23						23
02	Schaffer, Lawson	g	0-1	0-1	2-2	0 1 1	0 2	2 0 0 0	3						3
03	Collins, Corban	g	1-4	0-3	0-1	1 2 3	3 2	4 3 0 0	23						23
05	Johnson Jr, Avery	g	1-8	1-2	0-0	0 1 1	2 3	1 1 0 0	19						19
10	Taylor, Jimmie	g	2-4	0-0	2-2	0 0 0	2 6	1 0 0 0	14						14
22	Davis, Ar'Mond	g	2-7	0-3	6-6	0 3 3	0 10	0 1 2 0	16						16
Team					2 1 3										
Totals			21-53	6-18	20-25	11 25 36	22 68	13 18 2 4	200						

FG % 1st Half: 10-25 40.0% 2nd half: 11-28 39.3% Game: 21-53 39.6% Deadball Rebounds 2
3FG % 1st Half: 3-8 37.5% 2nd half: 3-10 30.0% Game: 6-18 33.3%
FT % 1st Half: 4-5 80.0% 2nd half: 16-20 80.0% Game: 20-25 80.0%

Arkansas 87 • 17-5, 6-3 SEC

#	Player		Total		3-Ptr		Rebounds			PF	TP	A TO Blk Stl				Min
			FG-FGA	FG-FGA	FT-FTA	Off	Def	Tot	A			TO	Blk	Stl		
05	Cook, Arlando	f	1-1	0-0	0-0	1	0	1	3	2	0	2	0	0	11	
33	Kingsley, Moses	f	2-4	0-0	11-12	1	5	6	3	15	1	2	2	2	27	
00	Barford, Jaylen	g	6-12	0-3	1-3	2	3	5	0	13	4	1	0	1	27	
04	Macon, Daryl	f	4-8	3-4	1-1	0	1	1	2	12	4	1	0	0	27	
31	Beard, Antion	g	2-8	1-4	0-0	1	3	4	1	5	2	3	0	1	27	
01	Thompson, Trey	f	0-0	0-0	0-0	1	1	2	2	0	3	0	1	1	11	
02	Bailey, Adrio	f	3-3	0-0	1-3	1	2	3	3	7	0	0	1	1	11	
03	Hannahs, Dusty	f	7-9	5-6	0-0	0	0	0	3	19	1	2	0	0	17	
12	Hazen, Brachen	f	0-1	0-0	0-0	0	0	0	0	0	0	0	0	0	3	
13	Thomas, Dustin	f	1-4	0-0	0-2	2	3	5	5	2	1	0	0	2	13	
15	Holmes, Jonathan	f	0-1	0-1	0-0	0	0	0	1	0	0	0	0	0	1	
21	Watkins, Manuale	f	2-5	2-4	4-8	1	3	4	0	10	2	0	0	3	21	
23	Jones, CJ	f	1-3	0-1	0-0	0	0	0	0	2	0	0	0	0	4	
	Team					1	0	1								
Totals			29-59	11-23	18-29	11	21	32	23	87	18	11	4	11	200	

GAME 25

Arkansas at LSU
Feb. 11, 2017 at 7:30 p.m. at Baton Rouge, La. (Maravich Center)

Arkansas 78 • 18-7 (7-5 SEC)

#	Player	Total		3-Ptr		Rebounds			PF	TP	A	TO	Blk	Stl	Min
		FG-FGA	FG-FGA	FT-FTA	Off Def Tot	PF	TP	A TO Blk Stl							
02	Bailey, Adrio	f	1-2	0-0	0-2	0 0 0	0	2	0 0 1	0	9				
33	Kingsley, Moses	f	2-4	0-0	5-6	0 5 5	2	9	2 2 5	0	29				
00	Barford, Jaylen	g	2-9	1-6	3-4	0 6 6	3	8	4 1 0	1	30				
03	Hannahs, Dusty	g	6-14	5-10	0-0	0 2 2	2	17	0 2 0	1	24				
31	Beard, Anton	g	2-3	1-1	6-6	0 1 1	2	11	4 3 0	2	24				
01	Thompson, Trey		0-0	0-0	0 0 0	0	3	0	1 0 0	1	11				
04	Macon, Daryl		5-11	2-7	5-7	0 0 0	0	17	0 2 0	0	28				
05	Cook, Arlando		0-2	0-0	0 0 0	0 2 2	1	0	0 0 1	0	5				
13	Thomas, Dustin		4-6	0-1	1-2	2 7 9	3	9	1 1 0	3	26				
21	Watkins, Manuale		2-2	1-1	0-0	0 3 3	3	5	2 1 0	2	14				
	Team				1 1 2										
	Totals		24-53	10-26	20-27	3 27 30	19	78	14 12 7	10	200				

FG % 1st Half: 10-27 37.0% 2nd half: 14-26 53.8% Game: 24-53 45.3% Deadball Rebounds 1,1
3FG % 1st Half: 3-9 33.3% 2nd half: 7-17 41.2% Game: 10-26 38.5%
FT % 1st Half: 8-11 72.7% 2nd half: 12-16 75.0% Game: 20-27 74.1%

LSU 70 • 9-15 (1-11 SEC)

#	Player	Total		3-Ptr		Rebounds			PF	TP	A	TO	Blk	Stl	Min
		FG-FGA	FG-FGA	FT-FTA	Off Def Tot	PF	TP	A TO Blk Stl							
01	REATH, Duop	f	7-16	0-0	0-0	6 9 15	4	14	0 1 1	0	34				
44	Sims,Wayde	f	2-8	0-1	4-4	3 2 5	1	8	0 1 0	1	26				
00	SAMPSON, Brandon	g	4-13	1-4	3-5	2 3 5	3	12	2 4 0	0	27				
02	BLAKENEY, Antonio	g	8-16	1-4	4-6	1 11 12	1	21	1 6 0	1	32				
04	MAYS, Skylar	g	1-2	0-0	2-3	1 3 4	2	4	5 2 0	2	20				
05	HAYWARD, Kieran		0-1	0-1	0-0	0 1 1	1	0	1 1 0	0	6				
10	Jenkins,Brandon		0-2	0-1	1-2	1 0 1	2	1	0 0 0	0	8				
11	Patterson,Jalyn		2-4	2-4	0 0 1	1	3	6	2 1 0	0	26				
20	Bridgewater,Brian		0-1	0-0	0 0 0	0	0	0	1 0 0	1	4				
21	Epps,Aaron		2-4	0-0	0-1	2 1 3	1	4	0 0 0	0	17				
	Team				2 1 3										
	Totals		26-67	4-15	14-21	18 32 50	18	70	12 16 1	6	200				

FG % 1st Half: 14-34 41.2% 2nd half: 12-33 36.4% Game: 26-67 38.8% Deadball Rebounds 2
3FG % 1st Half: 1-7 14.3% 2nd half: 3-8 37.5% Game: 4-15 26.7%
FT % 1st Half: 11-15 73.3% 2nd half: 3-6 50.0% Game: 14-21 66.7%

Officials: Pat Adams, Brian Shey, Bart Lenox
Technical fouls: Arkansas-None. LSU-None.
Attendance: 7132

Score by periods	1st	2nd	Total
Arkansas	31	47	78
LSU	40	30	70

Last FG - AR 2nd-03:45, LSU 2nd-01:46.
Largest lead - AR by 12 2nd-03:35, LSU by 14 1st-04:13.
AR led for 15:47, LSU led for 20:25. Game was tied for 03:47.
Score tied - 4 times.
Lead changed - 4 times.

GAME 27

Arkansas vs Ole Miss
Feb. 18, 2017 at 5 p.m. at Fayetteville, Ark. (Bud Walton Arena)

Ole Miss 80 • 16-11, 7-7 SEC

#	Player	Total		3-Ptr		Rebounds			PF	TP	A	TO	Blk	Stl	Min
		FG-FGA	FG-FGA	FT-FTA	Off Def Tot	PF	TP	A TO Blk Stl							
05	Hymon,Marcanvis	f	2-4	0-0	0-0	3 4 7	5	4	0 1 2	2	32				
11	Saiz,Sebastian	f	2-13	0-3	4-6	2 3 5	3	8	0 1 0	1	24				
8	Burnett,Deandre	g	8-11	5-6	6-8	0 2 2	2	27	4 1 2	0	30				
03	Davis,Terence	g	9-19	2-6	4-6	1 3 4	2	24	2 0 0	2	34				
04	Tyree,Brelin	g	1-6	1-4	2-2	0 3 3	2	5	0 3 0	0	16				
00	Fitzpatrick-Dorsey,D		0-1	0-0	0 0 0	0	0	0	0 0 0	0	1				
02	Neal,Cullen		1-4	0-2	2-2	1 1 2	3	4	4 1 0	1	19				
14	Brooks,Rasheed		1-7	0-5	0 0	1 3 4	0	2	0 1 0	0	21				
50	Furmanavicius,Justas		2-5	0-1	2-3	4 3 7	4	6	2 1 0	0	23				
	Team				4 2 6										
	Totals		26-70	8-27	20-27	16 24 40	21	80	12 9 4	6	200				

FG % 1st Half: 15-34 44.1% 2nd half: 11-36 30.6% Game: 26-70 37.1% Deadball Rebounds 3,2
3FG % 1st Half: 3-11 27.3% 2nd half: 5-16 31.3% Game: 8-27 29.6%
FT % 1st Half: 4-6 66.7% 2nd half: 16-21 76.2% Game: 20-27 74.1%

Arkansas 98 • 20-7, 9-5 SEC

#	Player	Total		3-Ptr		Rebounds			PF	TP	A	TO	Blk	Stl	Min
		FG-FGA	FG-FGA	FT-FTA	Off Def Tot	PF	TP	A TO Blk Stl							
13	Thomas, Dustin	f	0-4	0-1	3-4	1 3 4	4	3	1 0 0	0	18				
33	Kingsley, Moses	f	3-4	0-0	8-8	4 9 13	3	14	3 1 4	1	28				
00	Barford, Jaylen	g	4-10	2-4	5-5	0 2 2	3	15	1 3 0	0	23				
03	Hannahs, Dusty	g	3-11	1-6	2-2	0 2 2	1	9	0 1 0	0	23				
21	Watkins, Manuale	g	3-6	0-1	0-0	2 2 4	2	6	5 1 0	0	26				
01	Thompson, Trey		4-4	0-0	0-0	1 7 8	1	8	3 2 3	3	23				
02	Bailey, Adrio		1-3	0-0	0-1	1 0 1	1	2	0 0 0	0	3				
04	Macon, Daryl		10-13	6-9	4-5	0 1 1	2	30	2 2 0	1	24				
05	Cook, Arlando		0-1	0-0	0 0 3	3	1	0	0 0 0	0	7				
12	Hazen, Brachen		0-1	0-1	0-0	0 1 1	0	0	0 0 0	0	2				
15	Holmes, Jonathan		0-1	0-1	0-0	0 0 0	0	0	0 0 0	0	1				
23	Jones, CJ		0-0	0-0	0 0 0	0	0	0	0 0 0	0	2				
31	Beard, Anton		3-8	3-6	2-2	1 1 2	1	11	4 0 0	1	20				
	Team				1 0 1										
	Totals		31-66	12-29	24-27	11 31 42	19	98	20 10 7	6	200				

FG % 1st Half: 15-36 41.7% 2nd half: 16-30 53.3% Game: 31-66 47.0% Deadball Rebounds 1,1
3FG % 1st Half: 6-16 37.5% 2nd half: 6-13 46.2% Game: 12-29 41.4%
FT % 1st Half: 10-11 90.9% 2nd half: 14-16 87.5% Game: 24-27 88.9%

Officials: Doug Shows, Patrick Evans, Tim Gattis
Technical fouls: Ole Miss-None. Arkansas-None.
Attendance: 17356
Estimated Actual Attendance: 15214
Fouled Out: Ole Miss, #05, Hymon (1:55 2H)

Score by periods	1st	2nd	Total
Ole Miss	37	43	80
Arkansas	46	52	98

Last FG - OM 2nd-00:38, AR 2nd-01:22.
Largest lead - OM by 3 1st-15:59, AR by 24 2nd-11:17.
OM led for 01:38, AR led for 36:00. Game was tied for 02:22.
Score tied - 4 times.
Lead changed - 4 times.

GAME 26

Arkansas at South Carolina
Feb. 15, 2017 at 5:30 p.m. at Columbia, S.C. (Colonial Life Arena)

Arkansas 83 • 19-7, 8-5 SEC

#	Player	Total		3-Ptr		Rebounds			PF	TP	A	TO	Blk	Stl	Min
		FG-FGA	FG-FGA	FT-FTA	Off Def Tot	PF	TP	A TO Blk Stl							
02	Bailey, Adrio	f	0-1	0-0	0-0	0 0 0	0	0	0 0 0	1	6				
33	Kingsley, Moses	f	5-9	0-0	6-7	2 5 7	1	16	1 0 4	0	29				
00	Barford, Jaylen	g	9-17	2-4	3-3	2 3 5	4	23	1 6 0	0	32				
03	Hannahs, Dusty	g	8-14	4-7	0-0	0 2 2	2	20	1 2 0	0	34				
21	Watkins, Manuale	g	3-4	0-0	0-0	2 2 4	3	6	3 1 1	0	27				
01	Thompson, Trey		1-1	0-0	1-2	1 2 3	1	3	1 0 2	18					
04	Macon, Daryl		3-6	1-2	6-6	0 1 1	1	13	1 0 0	2	21				
05	Cook, Arlando		0-0	0-0	0 0 0	0	0	2	0 0 0	0	2				
13	Thomas, Dustin		1-4	0-1	0-0	1 3 4	5	2	2 2 1	1	26				
31	Beard, Anton		0-0	0-0	0-0	1 0 1	0	0	1 0 0	0	5				
	Team				1 4 5										
	Totals		30-56	7-14	16-18	10 22 32	19	83	12 13 6	6	200				

FG % 1st Half: 15-27 55.6% 2nd half: 15-29 51.7% Game: 30-56 53.6% Deadball Rebounds 1,1
3FG % 1st Half: 5-7 71.4% 2nd half: 2-7 28.6% Game: 7-14 50.0%
FT % 1st Half: 4-4 100.0 2nd half: 12-14 85.7% Game: 16-18 88.9%

South Carolina 76 • 20-6, 10-3 SEC

#	Player		Total		3-Ptr	Rebounds					PF	TP	A	TO	Blk	Stl	Min
			FG-FGA	FG-FGA	FT-FTA	Off	Def	Tot									
21	KOTSAR, Maik	f	1-2	0-0	0-0	3	3	6	3	2	2	1	2	0	0	32	
30	SILVA, Chris	f	6-9	0-0	4-6	3	5	8	5	16	0	2	0	0	0	18	
00	THORNWELL, Sindarius	g	10-19	2-4	5-5	4	0	4	0	27	3	1	2	1	35		
10	NOTICE, Duane	g	5-10	1-5	3-4	1	2	3	2	14	2	1	0	1	35		
15	DOZIER, PJ	g	4-12	1-5	0-0	0	3	3	4	9	6	4	0	0	24		
02	GRAVETT, Hassani		0-3	0-2	0-0	0	1	1	1	0	2	0	0	0	14		
04	FELDER, Rakym		1-4	1-3	2-2	0	1	1	2	5	0	2	0	1	14		
05	BLANTON, TeMarcus		0-1	0-0	0-0	0	0	0	0	0	0	0	0	0	6		
12	GUEYE, Khadim		0-1	0-0	0-0	1	0	1	1	0	0	0	0	0	7		
20	MCKIE, Justin		1-4	1-3	0-0	0	0	0	0	3	0	0	0	0	13		
24	KEITA, Sedee		0-0	0-0	0-0	0	0	0	0	0	0	1	0	0	2		
Team						2	0	2									

RECORD:	OVERALL	HOME	AWAY	NEUTRAL
ALL GAMES	7-4	0-0	5-4	2-0
CONFERENCE	5-2	0-0	5-2	0-0
NON-CONFERENCE	2-2	0-0	0-2	2-0

#	Player	gp-gs	min	avg	Total		3-Point		F-Throw		Rebounds				pf	dq	a	to	blk	stl	pts	avg
					fg-fga	fg%	3fg-fga	3fg%	ft-fga	ft%	off	def	tot	avg								
00	Barford, Jaylen	11-8	283	25.7	58-122	.475	11-32	.344	29-36	.806	12	27	39	3.5	33	0	18	25	1	7	156	14.2
04	Macon, Daryl	11-9	291	26.5	37-102	.363	15-55	.273	66-73	.904	3	22	25	2.3	19	1	14	22	1	9	155	14.1
03	Hannahs, Dusty	11-6	283	25.7	50-116	.431	20-57	.351	28-34	.824	3	14	17	1.5	24	0	11	19	0	4	148	13.5
33	Kingsley, Moses	11-11	312	28.4	36-87	.414	2-4	.500	42-55	.764	16	61	77	7.0	26	1	12	17	33	5	116	10.5
31	Beard, Anton	11-5	235	21.4	27-59	.458	8-18	.444	24-36	.667	13	11	24	2.2	24	1	15	14	0	7	86	7.8
21	Watkins, Manuale	11-5	235	21.4	29-45	.644	6-8	.750	0-5	.000	10	31	41	3.7	30	0	13	9	1	14	64	5.8
13	Thomas, Dustin	11-5	201	18.3	16-37	.432	0-2	.000	14-18	.778	13	37	50	4.5	36	2	8	10	3	9	46	4.2
05	Cook, Arlando	11-4	129	11.7	14-32	.438	0-0	.000	6-11	.545	11	20	31	2.8	25	0	3	7	7	5	34	3.1
23	Jones, CJ	4-0	21	5.3	3-5	.600	1-2	.500	0-2	.000	0	1	1	0.3	2	0	0	2	0	0	7	1.8
01	Thompson, Trey	11-0	146	13.3	4-11	.364	0-1	.000	6-8	.750	9	20	29	2.6	22	0	17	7	8	7	14	1.3
02	Bailey, Adrio	7-2	51	7.3	3-7	.429	0-0	.000	2-6	.333	0	8	8	1.1	5	0	2	1	2	4	8	1.1
15	Holmes, Jonathan	1-0	2	2.0	0-0	.000	0-0	.000	0-0	.000	0	0	0	0.0	0	0	0	0	0	0	0	0.0
12	Hazen, Brachen	3-0	11	3.7	0-2	.000	0-1	.000	0-0	.000	0	5	5	1.7	1	0	1	0	0	0	0	0.0
Team											22	18	40		1			2				
Total.....		11	2200		277-625	.443	63-180	.350	217-284	.764	112	275	387	35.2	248	5	114	135	56	71	834	75.8
Opponents.....		11	2200		287-665	.432	67-217	.309	207-284	.729	140	275	415	37.7	229	-	162	126	40	57	848	77.1

TEAM STATISTICS	AR	OPP	Date	Opponent	Score	Att.
SCORING	834	848	11/22/16	at Minnesota	L 71-85	8997
Points per game	75.8	77.1	12/17/16	vs Texas	W 77-74	8777
Scoring margin	-1.3	-	12/22/16	vs Sam Houston State	W 90-56	12153
FIELD GOALS-ATT	277-625	287-665	* 01/03/17	at Tennessee	W 82-78	13002
Field goal pct	.443	.432	* 01/07/17	at Kentucky	L 71-97	24322
3 POINT FG-ATT	63-180	67-217	* 01/17/17	at Texas A&M	W 62-60	9474
3-point FG pct	.350	.309	* 01/24/17	at Vanderbilt	W 71-70	9408
3-pt FG made per game	5.7	6.1	01/28/17	at Oklahoma State	L 71-99	13611
FREE THROWS-ATT	217-284	207-284	* 02/04/17	at Missouri	L 78-83	11434
Free throw pct	.764	.729	* 02/11/17	at LSU	W 78-70	7132
F-Throws made per game	19.7	18.8	* 2/15/17	at South Carolina	W 83-76	13001
REBOUNDS	387	415	* - Conference game			
Rebounds per game	35.2	37.7				
Rebounding margin	-2.5	-				
ASSISTS	114	162				
Assists per game	10.4	14.7				
TURNOVERS	135	126				
Turnovers per game	12.3	11.5				
Turnover margin	-0.8	-				
Assist/turnover ratio	0.8	1.3				
STEALS	71	57				
Steals per game	6.5	5.2				
BLOCKS	56	40				
Blocks per game	5.1	3.6				
ATTENDANCE	0	131311				
Home games-Avg/Game	0-0	9-12265				
Neutral site-Avg/Game	-	2-10465				

Score by Periods	1st	2nd	Totals
Arkansas	368	466	834
Opponents	426	422	848

RECORD:	OVERALL	HOME	AWAY	NEUTRAL
ALL GAMES	21-7	14-3	5-4	2-0
CONFERENCE	10-5	5-3	5-2	0-0
NON-CONFERENCE	11-2	9-0	0-2	2-0

#	Player	gp-gs	min	avg	Total		3-Point		F-Throw		Rebounds				pf	dq	a	to	blk	stl	pts	avg
					fg-fga	fg%	3fg-fga	3fg%	ft-fa	ft%	off	def	tot	avg								
03	Hannahs, Dusty	28-15	682	24.4	135-300	.450	57-147	.388	80-91	.879	17	35	52	1.9	48	0	34	44	2	13	407	14.5
04	Macon, Daryl	28-21	720	25.7	111-248	.448	54-140	.386	107-122	.877	14	57	71	2.5	55	1	64	51	2	31	383	13.7
33	Kingsley, Moses	28-28	784	28.0	109-240	.454	6-12	.500	109-143	.762	62	155	217	7.8	76	2	42	56	76	20	333	11.9
00	Barford, Jaylen	28-22	680	24.3	127-278	.457	21-76	.276	58-80	.725	26	74	100	3.6	64	0	57	54	4	27	333	11.9
31	Beard, Anton	28-11	624	22.3	76-178	.427	30-76	.395	55-72	.764	26	35	61	2.2	59	2	60	32	0	27	237	8.5
21	Watkins, Manuale	28-15	598	21.4	72-128	.563	10-20	.500	17-28	.607	29	75	104	3.7	48	0	55	15	1	35	171	6.1
13	Thomas, Dustin	28-19	501	17.9	55-117	.470	1-5	.200	42-61	.689	38	79	117	4.2	85	4	30	24	5	18	153	5.5
05	Cook, Arlando	28-7	318	11.4	33-75	.440	0-0	.000	20-31	.645	25	40	65	2.3	47	1	11	19	10	10	86	3.1
23	Jones, CJ	17-0	120	7.1	17-35	.486	12-23	.522	5-7	.714	0	11	11	0.6	11	0	6	4	5	1	51	3.0
01	Thompson, Trey	28-0	359	12.8	26-41	.634	0-1	.000	17-25	.680	25	58	83	3.0	61	0	43	16	22	18	69	2.5
02	Bailey, Adrio	23-2	169	7.3	19-33	.576	0-0	.000	6-19	.316	13	22	35	1.5	24	0	7	10	7	11	44	1.9
12	Hazen, Brachen	12-0	39	3.3	1-6	.167	0-2	.000	1-4	.250	2	9	11	0.9	5	0	2	4	0	0	3	0.3
15	Holmes, Jonathan	5-0	6	1.2	0-4	.000	0-4	.000	0-0	.000	0	1	1	0.2	1	0	0	0	0	0	0	0.0
Team											51	38	89		1			3				
Total.....		28	5600		781-1683	.464	191-506	.377	517-683	.757	328	689	1017	36.3	585	10	411	332	134	211	2270	81.1
Opponents.....		28	5600		708-1661	.426	207-618	.335	464-670	.693	351	647	998	35.6	553	-	367	372	87	143	2087	74.5

TEAM STATISTICS	AR	OPP	Date	Opponent	Score	Att.
SCORING	2270	2087	11/11/16	FORT WAYNE	w 92-83	13787
Points per game	81.1	74.5	11/14/16	SOUTHERN ILLINOIS	w 90-65	13308
Scoring margin	+6.5	-	11/18/16	UT ARLINGTON	w 71-67	13587
FIELD GOALS-ATT	781-1683	708-1661	11/22/16	at Minnesota	L 71-85	8997
Field goal pct	.464	.426	11/28/16	MOUNT ST. MARY'S	w 89-76	13321
3 POINT FG-ATT	191-506	207-618	12/01/16	STEPHEN F. AUSTIN	w 78-62	13358
3-point FG pct	.377	.335	12/03/16	AUSTIN PEAY	w 99-62	19483
3-pt FG made per game	6.8	7.4	12/06/16	HOUSTON	w 84-72	13455
FREE THROWS-ATT	517-683	464-670	12/10/16	NORTH FLORIDA	w 91-76	13700
Free throw pct	.757	.693	12/17/16	vs Texas	w 77-74	8777
F-Throws made per game	18.5	16.6	12/20/16	NORTH DAKOTA STATE	w 71-55	16006
REBOUNDS	1017	998	12/22/16	vs Sam Houston State	w 90-56	12153
Rebounds per game	36.3	35.6	* 12/29/16	FLORIDA	L 72-81	20355
Rebounding margin	+0.7	-	* 01/03/17	at Tennessee	w 82-78	13002
ASSISTS	411	367	* 01/07/17	at Kentucky	L 71-97	24322
Assists per game	14.7	13.1	* 01/10/17	MISSISSIPPI STATE	L 78-84	15111
TURNOVERS	332	372	* 01/14/17	MISSOURI	w 92-73	15424
Turnovers per game	11.9	13.3	* 01/17/17	at Texas A&M	w 62-60	9474
Turnover margin	+1.4	-	* 01/21/17	LSU	w 99-86	16333
Assist/turnover ratio	1.2	1.0	* 01/24/17	at Vanderbilt	w 71-70	9408
STEALS	211	143	01/28/17	at Oklahoma State	L 71-99	13611
Steals per game	7.5	5.1	* 02/01/17	ALABAMA	w 87-68	14004
BLOCKS	134	87	* 02/04/17	at Missouri	L 78-83	11434
Blocks per game	4.8	3.1	* 02/07/17	VANDERBILT	L 59-72	13494
ATTENDANCE	256199	131311	* 02/11/17	at LSU	w 78-70	7132
Home games-Avg/Game	17-15071	9-12265	* 2/15/17	at South Carolina	w 83-76	13001
Neutral site-Avg/Game	-	2-10465	* 02/18/17	OLE MISS	w 98-80	17356
			* 02/22/17	TEXAS A&M	w 86-77	14117

Score by Periods	1st	2nd	Totals
Arkansas	1033	1237	2270
Opponents	1028	1059	2087

* - Conference game

















RECORD:	OVERALL	HOME	AWAY	NEUTRAL
ALL GAMES	10-5	5-3	5-2	0-0
CONFERENCE	10-5	5-3	5-2	0-0
NON-CONFERENCE	0-0	0-0	0-0	0-0

#	Player	gp-gs	min	avg	Total		3-Point		F-Throw		Rebounds				pf	dq	a	to	blk	stl	pts	avg
					fg-fga	fg%	3fg-fga	3fg%	ft-fga	ft%	off	def	tot	avg								
04	Macon, Daryl	15-10	406	27.1	62-136	.456	34-81	.420	66-77	.857	5	27	32	2.1	29	1	28	26	1	11	224	14.9
03	Hannahs, Dusty	15-8	379	25.3	74-160	.463	34-82	.415	33-38	.868	9	20	29	1.9	28	0	17	23	1	6	215	14.3
00	Barford, Jaylen	15-12	378	25.2	72-157	.459	11-43	.256	34-45	.756	16	42	58	3.9	36	0	29	29	0	12	189	12.6
33	Kingsley, Moses	15-15	438	29.2	60-134	.448	5-8	.625	63-85	.741	33	81	114	7.6	41	1	23	31	37	13	188	12.5
31	Beard, Anton	15-8	353	23.5	38-87	.437	15-37	.405	27-36	.750	8	16	24	1.6	34	2	30	18	0	15	118	7.9
21	Watkins, Manuale	15-7	322	21.5	40-69	.580	9-18	.500	7-15	.467	17	37	54	3.6	27	0	28	8	1	14	96	6.4
13	Thomas, Dustin	15-7	252	16.8	23-52	.442	0-3	.000	13-23	.565	17	45	62	4.1	48	3	10	12	2	11	59	3.9
05	Cook, Arlando	15-6	162	10.8	17-38	.447	0-0	.000	11-20	.550	14	25	39	2.6	28	1	6	8	3	3	45	3.0
01	Thompson, Trey	15-0	206	13.7	14-21	.667	0-1	.000	10-14	.714	13	29	42	2.8	31	0	31	8	12	12	38	2.5
02	Bailey, Adrio	12-2	75	6.3	7-15	.467	0-0	.000	2-8	.250	6	9	15	1.3	11	0	2	1	4	6	16	1.3
23	Jones, CJ	7-0	20	2.9	3-7	.429	2-5	.400	0-0	.000	0	1	1	0.1	2	0	0	0	0	1	8	1.1
12	Hazen, Brachen	4-0	7	1.8	0-2	.000	0-1	.000	0-0	.000	0	2	2	0.5	0	0	1	0	0	0	0	0.0
15	Holmes, Jonathan	3-0	2	0.7	0-2	.000	0-2	.000	0-0	.000	0	0	0	0.0	1	0	0	0	0	0	0	0.0
Team											19	18	37					2				
Total.....		15	3000		410-880	.466	110-281	.391	266-361	.737	157	352	509	33.9	316	8	205	166	61	104	1196	79.7
Opponents.....		15	3000		388-877	.442	110-329	.334	269-381	.706	188	359	547	36.5	288	-	199	193	48	76	1155	77.0

TEAM STATISTICS	AR	OPP	Date	Opponent	Score	Att.
SCORING	1196	1155	* 12/29/16	FLORIDA	L 72-81	20355
Points per game	79.7	77.0	* 01/03/17	at Tennessee	w 82-78	13002
Scoring margin	+2.7	-	* 01/07/17	at Kentucky	L 71-97	24322
FIELD GOALS-ATT	410-880	388-877	* 01/10/17	MISSISSIPPI STATE	L 78-84	15111
Field goal pct	.466	.442	* 01/14/17	MISSOURI	w 92-73	15424
3 POINT FG-ATT	110-281	110-329	* 01/17/17	at Texas A&M	w 62-60	9474
3-point FG pct	.391	.334	* 01/21/17	LSU	w 99-86	16333
3-pt FG made per game	7.3	7.3	* 01/24/17	at Vanderbilt	w 71-70	9408
FREE THROWS-ATT	266-361	269-381	* 02/01/17	ALABAMA	w 87-68	14004
Free throw pct	.737	.706	* 02/04/17	at Missouri	L 78-83	11434
F-Throws made per game	17.7	17.9	* 02/07/17	VANDERBILT	L 59-72	13494
REBOUNDS	509	547	* 02/11/17	at LSU	w 78-70	7132
Rebounds per game	33.9	36.5	* 2/15/17	at South Carolina	w 83-76	13001
Rebounding margin	-2.5	-	* 02/18/17	OLE MISS	w 98-80	17356
ASSISTS	205	199	* 02/22/17	TEXAS A&M	w 86-77	14117
Assists per game	13.7	13.3				
TURNOVERS	166	193				
Turnovers per game	11.1	12.9				
Turnover margin	+1.8	-				
Assist/turnover ratio	1.2	1.0				
STEALS	104	76				
Steals per game	6.9	5.1				
BLOCKS	61	48				
Blocks per game	4.1	3.2				
ATTENDANCE	126194	87773				
Home games-Avg/Game	8-15774	7-12539				
Neutral site-Avg/Game	-	0-0				

* - Conference game

Score by Periods	1st	2nd	Totals
Arkansas	540	656	1196
Opponents	554	601	1155

0		JAYLEN BARFORD ■ JR ■ G ■ 6-3 ■ 202 Jackson, Tenn. ■ Motlow State CC	<table><tr><th>YEAR</th><th>GP/GS</th><th>PPG</th><th>APG</th><th>RPG</th><th>SPG</th><th>FG%</th><th>FT%</th></tr><tr><td>2016-17</td><td>28/22</td><td>11.9</td><td>2.0</td><td>3.6</td><td>1.0</td><td>.457</td><td>.725</td></tr><tr><td>Career</td><td>28/22</td><td>11.9</td><td>2.0</td><td>3.6</td><td>1.0</td><td>.457</td><td>.725</td></tr></table>	YEAR	GP/GS	PPG	APG	RPG	SPG	FG%	FT%	2016-17	28/22	11.9	2.0	3.6	1.0	.457	.725	Career	28/22	11.9	2.0	3.6	1.0	.457	.725	PLAYER NOTABLES: <ul style="list-style-type: none">• Tied his career high with 23 points at South Carolina, including 17 in the first half.• Scored 9 straight points in 80 seconds against Alabama.• Scored 10+ points in 20 of 28 games this season.	CAREER HIGHS PTS: 23 - (2x) last at S. Carolina (2/15/17) AST: 6 - vs. Vanderbilt (2/7/17) REB: 6 - (4x) last at LSU (2/11/17) STL: 3 - (3x) last vs. Vanderbilt (2/7/17)
YEAR	GP/GS	PPG	APG	RPG	SPG	FG%	FT%																						
2016-17	28/22	11.9	2.0	3.6	1.0	.457	.725																						
Career	28/22	11.9	2.0	3.6	1.0	.457	.725																						
1		TREY THOMPSON ■ JR ■ F ■ 6-9 ■ 265 Madison, Ark. ■ Forrest City HS	<table><tr><th>YEAR</th><th>GP/GS</th><th>PPG</th><th>RPG</th><th>BPG</th><th>APG</th><th>FG%</th><th>FT%</th></tr><tr><td>2016-17</td><td>28/0</td><td>2.5</td><td>3.0</td><td>0.8</td><td>1.5</td><td>.634</td><td>.680</td></tr><tr><td>Career</td><td>71/1</td><td>2.3</td><td>3.0</td><td>0.7</td><td>1.1</td><td>.598</td><td>.610</td></tr></table>	YEAR	GP/GS	PPG	RPG	BPG	APG	FG%	FT%	2016-17	28/0	2.5	3.0	0.8	1.5	.634	.680	Career	71/1	2.3	3.0	0.7	1.1	.598	.610	PLAYER NOTABLES: <ul style="list-style-type: none">• Had 8 pts, 8 boards, 3 blocks and 3 steals against Ole Miss.• Leads the team with 31 assists during SEC play.• Had a game and career-high six assists against Texas A&M on Feb. 22.	CAREER HIGHS PTS: 13 - LSU (2/23/16) REB: 9 - Texas Tech (1/30/16) BLK: 4 - Texas Tech (1/30/16) AST: 6 - Texas A&M (2/22/17)
YEAR	GP/GS	PPG	RPG	BPG	APG	FG%	FT%																						
2016-17	28/0	2.5	3.0	0.8	1.5	.634	.680																						
Career	71/1	2.3	3.0	0.7	1.1	.598	.610																						
2		ADRIO BAILEY ■ FR ■ F ■ 6-6 ■ 204 Campti, La. ■ Lakeview HS	<table><tr><th>YEAR</th><th>GP/GS</th><th>PPG</th><th>RPG</th><th>BPG</th><th>APG</th><th>FG%</th><th>FT%</th></tr><tr><td>2016-17</td><td>23/2</td><td>1.9</td><td>1.5</td><td>0.3</td><td>0.3</td><td>.576</td><td>.316</td></tr><tr><td>Career</td><td>23/2</td><td>1.9</td><td>1.5</td><td>0.3</td><td>0.3</td><td>.576</td><td>.316</td></tr></table>	YEAR	GP/GS	PPG	RPG	BPG	APG	FG%	FT%	2016-17	23/2	1.9	1.5	0.3	0.3	.576	.316	Career	23/2	1.9	1.5	0.3	0.3	.576	.316	PLAYER NOTABLES: <ul style="list-style-type: none">• Recorded his first career start on Feb. 11 at LSU.• Has four of his seven blocks in the last six games.• Scored a career-high 14 points, 7 rebounds, 2 assists and 2 blocks against Austin Peay.	CAREER HIGHS PTS: 14 - Austin Peay (12/3/16) REB: 7 - Austin Peay (12/3/16) BLK: 2 - (2x) last vs. Vanderbilt (2/7/17) AST: 2 - Austin Peay (12/3/16)
YEAR	GP/GS	PPG	RPG	BPG	APG	FG%	FT%																						
2016-17	23/2	1.9	1.5	0.3	0.3	.576	.316																						
Career	23/2	1.9	1.5	0.3	0.3	.576	.316																						
3		DUSTY HANNAHS ■ SR ■ G ■ 6-3 ■ 210 Little Rock, Ark. ■ Texas Tech University	<table><tr><th>YEAR</th><th>GP/GS</th><th>PPG</th><th>APG</th><th>SPG</th><th>FG%</th><th>3FG%</th><th>FT%</th></tr><tr><td>2016-17</td><td>28/15</td><td>14.5</td><td>1.2</td><td>0.5</td><td>.450</td><td>.388</td><td>.879</td></tr><tr><td>Career</td><td>123/61</td><td>11.4</td><td>0.9</td><td>0.5</td><td>.430</td><td>.396</td><td>.877</td></tr></table>	YEAR	GP/GS	PPG	APG	SPG	FG%	3FG%	FT%	2016-17	28/15	14.5	1.2	0.5	.450	.388	.879	Career	123/61	11.4	0.9	0.5	.430	.396	.877	PLAYER NOTABLES: <ul style="list-style-type: none">• 3rd in the SEC in free throw percentage (.879).• Scored 9 straight pts in less than 2 min at South Carolina.• Has scored 10+ points in 31 of the last 35 contests dating back to last season.	CAREER HIGHS PTS: 33 - Florida (3/10/16) AST: 6 - at West Virginia (1/22/14) STL: 3 - (2x) last vs. Miss. St. (1/9/16) 3FGM: 8 - Miss. St. (1/9/16)
YEAR	GP/GS	PPG	APG	SPG	FG%	3FG%	FT%																						
2016-17	28/15	14.5	1.2	0.5	.450	.388	.879																						
Career	123/61	11.4	0.9	0.5	.430	.396	.877																						
4		DARYL MACON ■ JR ■ G ■ 6-3 ■ 185 Little Rock, Ark. ■ Holmes CC	<table><tr><th>YEAR</th><th>GP/GS</th><th>PPG</th><th>APG</th><th>SPG</th><th>FG%</th><th>3FG%</th><th>FT%</th></tr><tr><td>2016-17</td><td>28/21</td><td>13.7</td><td>2.3</td><td>1.1</td><td>.454</td><td>.386</td><td>.877</td></tr><tr><td>Career</td><td>28/21</td><td>13.7</td><td>2.3</td><td>1.1</td><td>.454</td><td>.386</td><td>.877</td></tr></table>	YEAR	GP/GS	PPG	APG	SPG	FG%	3FG%	FT%	2016-17	28/21	13.7	2.3	1.1	.454	.386	.877	Career	28/21	13.7	2.3	1.1	.454	.386	.877	PLAYER NOTABLES: <ul style="list-style-type: none">• Tied for 4th in the SEC in free throw percentage (.877).• Is 25-of-28 from free throw line in final minute of games.• 4th Razorback in SEC era to score 30 points off bench.• Named SEC Player of the Week on Feb. 20.	CAREER HIGHS PTS: 30 - Ole Miss (2/18/17) AST: 6 - Missouri (1/14/17) STL: 4 - Fort Wayne (11/11/16) 3FGM: 6 - Ole Miss (2/18/17)
YEAR	GP/GS	PPG	APG	SPG	FG%	3FG%	FT%																						
2016-17	28/21	13.7	2.3	1.1	.454	.386	.877																						
Career	28/21	13.7	2.3	1.1	.454	.386	.877																						
5		ARLANDO COOK ■ JR ■ F ■ 6-8 ■ 215 St. Louis, Mo. ■ Connors State College	<table><tr><th>YEAR</th><th>GP/GS</th><th>PPG</th><th>RPG</th><th>BPG</th><th>APG</th><th>FG%</th><th>FT%</th></tr><tr><td>2016-17</td><td>28/7</td><td>3.1</td><td>2.3</td><td>0.4</td><td>0.4</td><td>.440</td><td>.645</td></tr><tr><td>Career</td><td>28/7</td><td>3.1</td><td>2.3</td><td>0.4</td><td>0.4</td><td>.440</td><td>.645</td></tr></table>	YEAR	GP/GS	PPG	RPG	BPG	APG	FG%	FT%	2016-17	28/7	3.1	2.3	0.4	0.4	.440	.645	Career	28/7	3.1	2.3	0.4	0.4	.440	.645	PLAYER NOTABLES: <ul style="list-style-type: none">• Has an offensive board in six of the last 11 games.• Pulled down at least one rebound in 24 of 28 games.• Had a career high four offensive rebounds at Missouri on Feb. 4.	CAREER HIGHS PTS: 9 - Southern Illinois (11/14/16) REB: 7 - at Texas A&M (1/17/17) BLK: 3 - (5x) last vs. Sam Houston State (12/20/16) AST: 2 - (3x) last vs. LSU (1/21/17)
YEAR	GP/GS	PPG	RPG	BPG	APG	FG%	FT%																						
2016-17	28/7	3.1	2.3	0.4	0.4	.440	.645																						
Career	28/7	3.1	2.3	0.4	0.4	.440	.645																						
12		BRACHEN HAZEN ■ FR ■ F ■ 6-8 ■ 195 Fort Wayne, Ind. ■ Columbia City HS	<table><tr><th>YEAR</th><th>GP/GS</th><th>PPG</th><th>APG</th><th>RPG</th><th>FG%</th><th>3FG%</th><th>FT%</th></tr><tr><td>2016-17</td><td>12/0</td><td>0.3</td><td>0.2</td><td>0.9</td><td>.167</td><td>.000</td><td>.250</td></tr><tr><td>Career</td><td>12/0</td><td>0.3</td><td>0.2</td><td>0.9</td><td>.167</td><td>.000</td><td>.250</td></tr></table>	YEAR	GP/GS	PPG	APG	RPG	FG%	3FG%	FT%	2016-17	12/0	0.3	0.2	0.9	.167	.000	.250	Career	12/0	0.3	0.2	0.9	.167	.000	.250	PLAYER NOTABLES: <ul style="list-style-type: none">• Had a tip-in off an offensive rebound vs. Austin Peay.• Ranked as the No. 7 player in the state of Indiana.• Had five rebounds in seven minutes of action against Sam Houston State in North Little Rock.	CAREER HIGHS PTS: 2 - Austin Peay (12/3/16) AST: 1 - Sam Houston State (12/22/16) REB: 5 - Sam Houston State (12/22/16) 3FGM: --
YEAR	GP/GS	PPG	APG	RPG	FG%	3FG%	FT%																						
2016-17	12/0	0.3	0.2	0.9	.167	.000	.250																						
Career	12/0	0.3	0.2	0.9	.167	.000	.250																						
13		DUSTIN THOMAS ■ R-JR ■ F ■ 6-8 ■ 225 Texarkana, Texas ■ University of Colorado	<table><tr><th>YEAR</th><th>GP/GS</th><th>PPG</th><th>RPG</th><th>BPG</th><th>SPG</th><th>FG%</th><th>FT%</th></tr><tr><td>2016-17</td><td>28/19</td><td>5.5</td><td>4.2</td><td>0.2</td><td>0.6</td><td>.470</td><td>.689</td></tr><tr><td>Career</td><td>95/36</td><td>4.4</td><td>3.0</td><td>0.2</td><td>0.4</td><td>.444</td><td>.641</td></tr></table>	YEAR	GP/GS	PPG	RPG	BPG	SPG	FG%	FT%	2016-17	28/19	5.5	4.2	0.2	0.6	.470	.689	Career	95/36	4.4	3.0	0.2	0.4	.444	.641	PLAYER NOTABLES: <ul style="list-style-type: none">• Has scored 8+ points in 10 games this season.• Recorded 10 pts and 6 rbs in his first start as a Razorback.• Had seven first half rebounds against Sam Houston State.• Sat out last season after transferring from Colorado.	CAREER HIGHS PTS: 17 - USC (1/4/15) REB: 9 - at LSU (2/11/17) BLK: 2 - (2x) last vs. California (2/12/15) STL: 3 - (2x) last at LSU (2/11/17)
YEAR	GP/GS	PPG	RPG	BPG	SPG	FG%	FT%																						
2016-17	28/19	5.5	4.2	0.2	0.6	.470	.689																						
Career	95/36	4.4	3.0	0.2	0.4	.444	.641																						
21		MANUALE WATKINS ■ SR ■ G ■ 6-3 ■ 222 Fayetteville, Ark. ■ Fayetteville HS	<table><tr><th>YEAR</th><th>GP/GS</th><th>PPG</th><th>APG</th><th>RPG</th><th>SPG</th><th>FG%</th><th>FT%</th></tr><tr><td>2016-17</td><td>28/15</td><td>6.1</td><td>2.0</td><td>3.7</td><td>1.3</td><td>.563</td><td>.607</td></tr><tr><td>Career</td><td>104/24</td><td>4.2</td><td>1.5</td><td>2.7</td><td>1.0</td><td>.526</td><td>.600</td></tr></table>	YEAR	GP/GS	PPG	APG	RPG	SPG	FG%	FT%	2016-17	28/15	6.1	2.0	3.7	1.3	.563	.607	Career	104/24	4.2	1.5	2.7	1.0	.526	.600	PLAYER NOTABLES: <ul style="list-style-type: none">• Has 15 TO's in 598 mins. of action or 1.0 TO every 39.9 mins.• Leads the team with 35 steals.• Third on the team in rebounding, averaging 3.7 rebounds per game.	CAREER HIGHS PTS: 14 - (2x) last at Wake Forest (12/4/15) AST: 5 - (3x) last vs. Ole Miss (2/18/17) REB: 9 - Northwestern St. (12/1/15) STL: 5 - Wake Forest (11/19/14)
YEAR	GP/GS	PPG	APG	RPG	SPG	FG%	FT%																						
2016-17	28/15	6.1	2.0	3.7	1.3	.563	.607																						
Career	104/24	4.2	1.5	2.7	1.0	.526	.600																						
23		C.J. JONES ■ FR ■ G ■ 6-5 ■ 175 Birmingham, Ala. ■ Central Park Christian	<table><tr><th>YEAR</th><th>GP/GS</th><th>PPG</th><th>APG</th><th>SPG</th><th>FG%</th><th>3FG%</th><th>FT%</th></tr><tr><td>2016-17</td><td>17/0</td><td>3.0</td><td>0.4</td><td>0.1</td><td>.486</td><td>.522</td><td>.714</td></tr><tr><td>Career</td><td>17/0</td><td>3.0</td><td>0.4</td><td>0.1</td><td>.486</td><td>.522</td><td>.714</td></tr></table>	YEAR	GP/GS	PPG	APG	SPG	FG%	3FG%	FT%	2016-17	17/0	3.0	0.4	0.1	.486	.522	.714	Career	17/0	3.0	0.4	0.1	.486	.522	.714	PLAYER NOTABLES: <ul style="list-style-type: none">• 36 of his 51 points this season have come from three's.• Averaged 28 ppg, 6 rpg, 4 apg and 3 spg as a senior.• Had 11 points vs. Austin Peay on 4-of-6 shooting, 3-of-4 from behind the arc. Is shooting 48.6 percent from the field.	CAREER HIGHS PTS: 11 - (2x) last vs. Austin Peay (12/3/16) AST: 2 - Austin Peay (12/3/16) STL: 1 - Missouri (1/14/17) 3FGM: 3 - Austin Peay (12/3/16)
YEAR	GP/GS	PPG	APG	SPG	FG%	3FG%	FT%																						
2016-17	17/0	3.0	0.4	0.1	.486	.522	.714																						
Career	17/0	3.0	0.4	0.1	.486	.522	.714																						
31		ANTON BEARD ■ JR ■ G ■ 6-0 ■ 198 North Little Rock, Ark. ■ North Little Rock HS	<table><tr><th>YEAR</th><th>GP/GS</th><th>PPG</th><th>APG</th><th>SPG</th><th>FG%</th><th>3FG%</th><th>FT%</th></tr><tr><td>2016-17</td><td>28/11</td><td>8.5</td><td>2.1</td><td>1.0</td><td>.427</td><td>.395</td><td>.764</td></tr><tr><td>Career</td><td>86/28</td><td>6.9</td><td>1.8</td><td>1.0</td><td>.387</td><td>.348</td><td>.692</td></tr></table>	YEAR	GP/GS	PPG	APG	SPG	FG%	3FG%	FT%	2016-17	28/11	8.5	2.1	1.0	.427	.395	.764	Career	86/28	6.9	1.8	1.0	.387	.348	.692	PLAYER NOTABLES: <ul style="list-style-type: none">• Pulled down multiple rebounds in eight of the last 12 games.• Has multiple assists in 18 games this year.• Scored 10+ points in 11 of the last 18 games.• Had 7 dimes against LSU, most by a Razorback this year.	CAREER HIGHS PTS: 18 - at Georgia (1/23/16) AST: 7 - LSU (1/21/17) STL: 5 - Milwaukee (12/22/14) 3FGM: 4 - at Ole Miss (2/14/15)
YEAR	GP/GS	PPG	APG	SPG	FG%	3FG%	FT%																						
2016-17	28/11	8.5	2.1	1.0	.427	.395	.764																						
Career	86/28	6.9	1.8	1.0	.387	.348	.692																						
33		MOSES KINGSLEY ■ SR ■ F ■ 6-10 ■ 230 Abuja, Nigeria ■ Huntington Prep (W.Va.)	<table><tr><th>YEAR</th><th>GP/GS</th><th>PPG</th><th>RPG</th><th>BPG</th><th>SPG</th><th>FG%</th><th>FT%</th></tr><tr><td>2016-17</td><td>28/28</td><td>11.9</td><td>7.8</td><td>2.7</td><td>0.7</td><td>.454</td><td>.762</td></tr><tr><td>Career</td><td>128/63</td><td>8.6</td><td>5.5</td><td>1.9</td><td>0.7</td><td>.508</td><td>.674</td></tr></table>	YEAR	GP/GS	PPG	RPG	BPG	SPG	FG%	FT%	2016-17	28/28	11.9	7.8	2.7	0.7	.454	.762	Career	128/63	8.6	5.5	1.9	0.7	.508	.674	PLAYER NOTABLES: <ul style="list-style-type: none">• Is second in the SEC in career double-doubles with 23.• Has back-to-back double-doubles for the 1st time this year.• Is 11th in the country with 2.71 blocks per game.• Has 3+ blocks in 15 games this season.	CAREER HIGHS PTS: 26 - at Dayton (12/30/15) REB: 14 - (3x) last vs. #25 Florida (12/29/16) BLK: 8 - Tennessee Tech (12/12/15) STL: 4 - Auburn (2/17/16)
YEAR	GP/GS	PPG	RPG	BPG	SPG	FG%	FT%																						
2016-17	28/28	11.9	7.8	2.7	0.7	.454	.762																						
Career	128/63	8.6	5.5	1.9	0.7	.508	.674																						
HC		 1980-82 - Student-Athlete	 1982-85 - Volunteer Assistant	 1985-89 - Volunteer Assistant 1989-00 - Assistant Coach 2000-02 - Assistant Head Coach	 2002-06 - Head Coach 89-41 (.680)	 2006-11 - Head Coach 111-57 (.660)	 2011-Present - Head Coach 123-71 (.634)																						